



ADAC Westfalen e.V.



DMSB

**Int. 38. ADAC Super-Cross Dortmund 2023**

SX2

Dortmund 0,306 Km

QUALIFYING A

15.01.2023 10:16

Qualifying

Group A

No.	Name	Entrant/Team	Bike
11	Calvin Fonvielle	KTM Sarholz Racing Team	KTM
36	Jaxon Hadlow	Kawasaki Elf Team Pfeil	Kawasaki
86	Reid Taylor	KTM Sarholz Racing Team	KTM
101	Prol Xurxo	PrivateerMX	GasGas
145	Jeroen Bussink	Alfa-Suspension-Racing	KTM
221	Kevin Ballanger	PrivateerMX	Yamaha
259	Julien Lebeau	Kawasaki Elf Team Pfeil	Kawasaki
275	Tyler Gibbs	KL motors Racing	Honda
324	Maxime Charlier	KTM Sarholz Racing Team	KTM
733	Kaarel Tilk	Sturm STC Racing Team	Husqvarna



ADAC Westfalen e.V.



DMSB

**Int. 38. ADAC Super-Cross Dortmund 2023**

SX2

Dortmund 0,306 Km

QUALIFYING B

Group B

15.01.2023 10:24

Qualifying

No.	Name	Entrant/Team	Bike
22	Mickael Lamarque	HFour Racing Team	KTM
37	Carl Massury	KTM Sarholz Racing Team	KTM
96	Carl Ostermann	BULLS.Xtreme HUSQVARNA SX Racing	Husqvarna
99	Jimmy Grajwoda	Becker Racing	KTM
170	Yannis Irsuti	Kawasaki Elf Team Pfeil	Kawasaki
190	Lorris Bollmann	stielergruppe.mx Johannes-Bike Suzuki	Suzuki
252	Paul Bloy	S-TECH RACING PRODUCTS	KTM
335	Enzo Polias	VisuAlz Production	Husqvarna
773	Thomas Do	Sturm STC Racing Team	Honda
915	Malik Schoch	Meyer Racing Team	Yamaha



ADAC Westfalen e.V.



DMSB

**Int. 38. ADAC Super-Cross Dortmund 2023**

SX2

Dortmund 0,306 Km

QUALIFYING C

Group C

15.01.2023 10:32

Qualifying

No.	Name	Entrant/Team	Bike
5	Max Lausch	Twenty Suspension	Husqvarna
61	Lars Looman	Sturm STC Racing Team	Husqvarna
72	Lucas Imbert	Sturm Racing Team	Yamaha
119	Cyril Elsener	Alfa-Suspension-Racing	KTM
245	Lion Kleinegrauthoff	Alfa-Suspension-Racing	Kawasaki
260	Nico Koch	Becker Racing	GasGas
521	Boris Blanken	KMP-Honda-Racing Powered by Krettek	Honda
831	Brice Maylin	Sturm Racing Team	Husqvarna
965	Hugo Manzato	VisuAlz Production	Husqvarna



# Int. 38. ADAC Super-Cross Dortmund 2023

**SX2**

**Dortmund 0,306 Km**

**QUALIFYING A**

**15.01.2023 10:16**

**Qualifying (6:00 Time) started at 10:17:54**

Pos	No.	Name	Nat.	Bike	Entrant/Team	Laps	Best Tm	Diff	In Lap	km/h
1	324	Maxime Charlier	FRA	KTM	KTM Sarholz Racing Team	9	28.224		7	39,031
2	259	Julien Lebeau	FRA	Kawasaki	Kawasaki Elf Team Pfeil	9	28.241	0.017	8	39,007
3	221	Kevin Ballanger	FRA	Yamaha	PrivateerMX	10	28.490	0.266	6	38,666
4	101	Prol Xurxo	ESP	GasGas	PrivateerMX	10	28.837	0.613	6	38,201
5	11	Calvin Fonvielle	FRA	KTM	KTM Sarholz Racing Team	10	28.868	0.644	8	38,160
6	36	Jaxon Hadlow	AUS	Kawasaki	Kawasaki Elf Team Pfeil	10	29.324	1.100	9	37,566
7	733	Kaarel Tilk	EST	Husqvarna	Sturm STC Racing Team	11	29.584	1.360	6	37,236
8	275	Tyler Gibbs	CAN	Honda	KL motors Racing	10	29.826	1.602	4	36,934
9	86	Reid Taylor	AUS	KTM	KTM Sarholz Racing Team	11	30.152	1.928	10	36,535
10	145	Jeroen Bussink	NLD	KTM	Alfa-Suspension-Racing	10	31.156	2.932	2	35,358

### Announcements

These results are provisional until the conclusion of any judicial and technical matters!

Timekeeping Meik Wagner:

Clerk of the course Roland Brüss:

Chief Referee Olaf Noack:

Reg. Nr SX-13418/22 IMN 297/18 EMN 21/305

Printed: 15.01.2023 10:25:00

posted at: h





# Int. 38. ADAC Super-Cross Dortmund 2023

**SX2** **Dortmund 0,306 Km**

**QUALIFYING A** **15.01.2023 10:16**

**Qualifying (6:00 Time) started at 10:17:54**

Lap	Lap Tm	Diff	Time of Day
<b>(324) Maxime Charlier</b>			
1	<b>34.834</b>	+6.610	10:18:49.649
2	<b>29.360</b>	+1.136	10:19:19.009
3	<b>48.187</b>	+19.963	10:20:07.196
4	<b>49.851</b>	+21.627	10:20:57.047
5	<b>29.162</b>	+0.938	10:21:26.209
6	<b>55.005</b>	+26.781	10:22:21.214
7	<b>28.224</b>		10:22:49.438
8	<b>49.399</b>	+21.175	10:23:38.837
9	<b>40.710</b>	+12.486	10:24:19.547
<b>(259) Julien Lebeau</b>			
1	<b>28.871</b>	+0.630	10:18:56.605
2	<b>52.543</b>	+24.302	10:19:49.148
3	<b>28.587</b>	+0.346	10:20:17.735
4	<b>49.342</b>	+21.101	10:21:07.077
5	<b>39.737</b>	+11.496	10:21:46.814
6	<b>28.679</b>	+0.438	10:22:15.493
7	<b>56.110</b>	+27.869	10:23:11.603
8	<b>28.241</b>		10:23:39.844
9	<b>51.297</b>	+23.056	10:24:31.141
<b>(221) Kevin Ballanger</b>			
1	<b>29.145</b>	+0.655	10:18:41.877
2	<b>47.515</b>	+19.025	10:19:29.392
3	<b>34.159</b>	+5.669	10:20:03.551
4	<b>29.414</b>	+0.924	10:20:32.965
5	<b>45.649</b>	+17.159	10:21:18.614
6	<b>28.490</b>		10:21:47.104
7	<b>47.229</b>	+18.739	10:22:34.333
8	<b>28.642</b>	+0.152	10:23:02.975
9	<b>48.759</b>	+20.269	10:23:51.734
10	<b>28.573</b>	+0.083	10:24:20.307
<b>(101) Prol Xurxo</b>			
1	<b>29.759</b>	+0.922	10:19:02.214
2	<b>29.471</b>	+0.634	10:19:31.685
3	<b>45.409</b>	+16.572	10:20:17.094
4	<b>29.962</b>	+1.125	10:20:47.056
5	<b>38.450</b>	+9.613	10:21:25.506
6	<b>28.837</b>		10:21:54.343
7	<b>49.040</b>	+20.203	10:22:43.383
8	<b>28.993</b>	+0.156	10:23:12.376
9	<b>29.004</b>	+0.167	10:23:41.380
10	<b>53.333</b>	+24.496	10:24:34.713
<b>(11) Calvin Fonvielle</b>			
1	<b>36.244</b>	+7.376	10:19:05.044
2	<b>29.348</b>	+0.480	10:19:34.392
3	<b>35.075</b>	+6.207	10:20:09.467
4	<b>29.213</b>	+0.345	10:20:38.680
5	<b>29.163</b>	+0.295	10:21:07.843
6	<b>45.603</b>	+16.735	10:21:53.446
7	<b>29.134</b>	+0.266	10:22:22.580
8	<b>28.868</b>		10:22:51.448
9	<b>53.094</b>	+24.226	10:23:44.542
10	<b>32.689</b>	+3.821	10:24:17.231
<b>(36) Jaxon Hadlow</b>			
1	<b>33.255</b>	+3.931	10:18:55.206
2	<b>29.669</b>	+0.345	10:19:24.875
3	<b>46.643</b>	+17.319	10:20:11.518
4	<b>29.610</b>	+0.286	10:20:41.128
5	<b>29.840</b>	+0.516	10:21:10.968
6	<b>46.561</b>	+17.237	10:21:57.529

Lap	Lap Tm	Diff	Time of Day
7	<b>29.759</b>	+0.435	10:22:27.288
8	<b>34.254</b>	+4.930	10:23:01.542
9	<b>29.324</b>		10:23:30.866
10	<b>51.022</b>	+21.698	10:24:21.888
<b>(733) Kaarel Tilk</b>			
1	<b>30.071</b>	+0.487	10:18:40.220
2	<b>30.369</b>	+0.785	10:19:10.589
3	<b>30.243</b>	+0.659	10:19:40.832
4	<b>41.298</b>	+11.714	10:20:22.130
5	<b>29.861</b>	+0.277	10:20:51.991
6	<b>29.584</b>		10:21:21.575
7	<b>43.952</b>	+14.368	10:22:05.527
8	<b>30.109</b>	+0.525	10:22:35.636
9	<b>29.970</b>	+0.386	10:23:05.606
10	<b>29.613</b>	+0.029	10:23:35.219
11	<b>50.812</b>	+21.228	10:24:26.031
<b>(275) Tyler Gibbs</b>			
1	<b>32.163</b>	+2.337	10:18:51.982
2	<b>32.143</b>	+2.317	10:19:24.125
3	<b>30.209</b>	+0.383	10:19:54.334
4	<b>29.826</b>		10:20:24.160
5	<b>40.364</b>	+10.538	10:21:04.524
6	<b>30.828</b>	+1.002	10:21:35.352
7	<b>37.351</b>	+7.525	10:22:12.703
8	<b>45.476</b>	+15.650	10:22:58.179
9	<b>30.905</b>	+1.079	10:23:29.084
10	<b>41.107</b>	+11.281	10:24:10.191
<b>(86) Reid Taylor</b>			
1	<b>35.589</b>	+5.437	10:18:51.219
2	<b>31.383</b>	+1.231	10:19:22.602
3	<b>30.308</b>	+0.156	10:19:52.910
4	<b>37.943</b>	+7.791	10:20:30.853
5	<b>31.455</b>	+1.303	10:21:02.308
6	<b>35.934</b>	+5.782	10:21:38.242
7	<b>31.119</b>	+0.967	10:22:09.361
8	<b>30.859</b>	+0.707	10:22:40.220
9	<b>35.682</b>	+5.530	10:23:15.902
10	<b>30.152</b>		10:23:46.054
11	<b>41.940</b>	+11.788	10:24:27.994
<b>(145) Jeroen Bussink</b>			
1	<b>41.603</b>	+10.447	10:18:59.339
2	<b>31.156</b>		10:19:30.495
3	<b>44.308</b>	+13.152	10:20:14.803
4	<b>31.490</b>	+0.334	10:20:46.293
5	<b>45.394</b>	+14.238	10:21:31.687
6	<b>36.193</b>	+5.037	10:22:07.880
7	<b>31.766</b>	+0.610	10:22:39.646
8	<b>42.183</b>	+11.027	10:23:21.829
9	<b>32.463</b>	+1.307	10:23:54.292
10	<b>46.095</b>	+14.939	10:24:40.387





# Int. 38. ADAC Super-Cross Dortmund 2023

**SX2**

**Dortmund 0,306 Km**

**QUALIFYING B**

**15.01.2023 10:24**

**Qualifying (6:00 Time) started at 10:26:11**

Pos	No.	Name	Nat.	Bike	Entrant/Team	Laps	Best Tm	Diff	In Lap	km/h
1	773	Thomas Do	FRA	Honda	Sturm STC Racing Team	6	28.079		2	39,232
2	96	Carl Ostermann	DEU	Husqvarna	BULLS.Xtreme HUSQVARNA SX Racing	9	28.186	0.107	9	39,083
3	170	Yannis Irsuti	FRA	Kawasaki	Kawasaki Elf Team Pfeil	10	28.257	0.178	8	38,985
4	22	Mickael Lamarque	FRA	KTM	HFour Racing Team	10	29.148	1.069	9	37,793
5	252	Paul Bloy	DEU	KTM	S-TECH RACING PRODUCTS	10	29.173	1.094	8	37,761
6	335	Enzo Polias	FRA	Husqvarna	VisuAlz Production	10	30.026	1.947	10	36,688
7	190	Lorris Bollmann	DEU	Suzuki	stielergruppe.mx Johannes-Bike Suzuki	10	30.193	2.114	6	36,485
8	99	Jimmy Grajwoda	FRA	KTM	Becker Racing	10	31.412	3.333	8	35,069
9	37	Carl Massury	DEU	KTM	KTM Sarholz Racing Team	9	31.775	3.696	6	34,669
10	915	Malik Schoch	DEU	Yamaha	Meyer Racing Team	9	31.947	3.868	8	34,482

## Announcements

These results are provisional until the conclusion of any judicial and technical matters!

Timekeeping Meik Wagner:

Clerk of the course Roland Brüss:

Chief Referee Olaf Noack:

Reg. Nr SX-13418/22 IMN 297/18 EMN 21/305

Printed: 15.01.2023 10:33:26

posted at: h







# Int. 38. ADAC Super-Cross Dortmund 2023

**SX2 Dortmund 0,306 Km**

**QUALIFYING B 15.01.2023 10:24**

**Qualifying (6:00 Time) started at 10:26:11**

Lap	Lap Tm	Diff	Time of Day
<b>(773) Thomas Do</b>			
1	<b>48.919</b>	+20.840	10:27:30.526
2	<b>28.079</b>		10:27:58.605
3	<b>46.860</b>	+18.781	10:28:45.465
4	<b>1:34.555</b>	+1:06.476	10:30:20.020
5	<b>47.283</b>	+19.204	10:31:07.303
6	<b>1:44.110</b>	+1:16.031	10:32:51.413

<b>(96) Carl Ostermann</b>			
1	<b>28.823</b>	+0.637	10:27:00.739
2	<b>56.777</b>	+28.591	10:27:57.516
3	<b>28.822</b>	+0.636	10:28:26.338
4	<b>53.454</b>	+25.268	10:29:19.792
5	<b>28.698</b>	+0.512	10:29:48.490
6	<b>41.390</b>	+13.204	10:30:29.880
7	<b>28.504</b>	+0.318	10:30:58.384
8	<b>53.335</b>	+25.149	10:31:51.719
9	<b>28.186</b>		10:32:19.905

<b>(170) Yannis Irsuti</b>			
1	<b>28.889</b>	+0.632	10:27:02.815
2	<b>42.505</b>	+14.248	10:27:45.320
3	<b>28.276</b>	+0.019	10:28:13.596
4	<b>40.786</b>	+12.529	10:28:54.382
5	<b>34.847</b>	+6.590	10:29:29.229
6	<b>28.429</b>	+0.172	10:29:57.658
7	<b>43.183</b>	+14.926	10:30:40.841
8	<b>23.257</b>		10:31:09.098
9	<b>39.661</b>	+11.404	10:31:48.759
10	<b>33.791</b>	+5.534	10:32:22.550

<b>(22) Mickael Lamarque</b>			
1	<b>40.705</b>	+11.557	10:27:18.398
2	<b>30.502</b>	+1.354	10:27:48.900
3	<b>30.384</b>	+1.236	10:28:19.284
4	<b>41.450</b>	+12.302	10:29:00.734
5	<b>29.647</b>	+0.499	10:29:30.381
6	<b>49.439</b>	+20.291	10:30:19.820
7	<b>29.812</b>	+0.664	10:30:49.632
8	<b>40.190</b>	+11.042	10:31:29.822
9	<b>29.148</b>		10:31:58.970
10	<b>49.724</b>	+20.576	10:32:48.694

<b>(252) Paul Bloy</b>			
1	<b>37.064</b>	+7.891	10:27:17.039
2	<b>30.522</b>	+1.349	10:27:47.561
3	<b>45.948</b>	+16.775	10:28:33.509
4	<b>30.477</b>	+1.304	10:29:03.986
5	<b>40.366</b>	+11.193	10:29:44.352
6	<b>29.591</b>	+0.418	10:30:13.943
7	<b>42.518</b>	+13.345	10:30:56.461
8	<b>29.173</b>		10:31:25.634
9	<b>44.660</b>	+15.487	10:32:10.294
10	<b>30.215</b>	+1.042	10:32:40.509

<b>(335) Enzo Polias</b>			
1	<b>36.635</b>	+6.609	10:27:20.092
2	<b>31.401</b>	+1.375	10:27:51.493
3	<b>30.962</b>	+0.936	10:28:22.455
4	<b>40.651</b>	+10.625	10:29:03.106
5	<b>30.322</b>	+0.296	10:29:33.428
6	<b>39.607</b>	+9.581	10:30:13.035
7	<b>30.255</b>	+0.229	10:30:43.290
8	<b>30.307</b>	+0.281	10:31:13.597
9	<b>40.474</b>	+10.448	10:31:54.071

Lap	Lap Tm	Diff	Time of Day
10	<b>30.026</b>		10:32:24.097

<b>(190) Lorris Bollmann</b>			
1	<b>33.168</b>	+2.975	10:27:07.814
2	<b>31.241</b>	+1.048	10:27:39.055
3	<b>38.701</b>	+8.508	10:28:17.756
4	<b>30.214</b>	+0.021	10:28:47.970
5	<b>44.523</b>	+14.330	10:29:32.493
6	<b>30.193</b>		10:30:02.686
7	<b>44.041</b>	+13.848	10:30:46.727
8	<b>32.475</b>	+2.282	10:31:19.202
9	<b>42.853</b>	+12.660	10:32:02.055
10	<b>43.778</b>	+13.585	10:32:45.833

<b>(99) Jimmy Grajwoda</b>			
1	<b>34.369</b>	+2.957	10:27:10.048
2	<b>32.889</b>	+1.477	10:27:42.937
3	<b>41.438</b>	+10.026	10:28:24.375
4	<b>32.575</b>	+1.163	10:28:56.950
5	<b>40.095</b>	+8.683	10:29:37.045
6	<b>31.849</b>	+0.437	10:30:08.894
7	<b>43.654</b>	+12.242	10:30:52.548
8	<b>31.412</b>		10:31:23.960
9	<b>41.222</b>	+9.810	10:32:05.182
10	<b>31.467</b>	+0.055	10:32:36.649

<b>(37) Carl Massury</b>			
1	<b>42.156</b>	+10.381	10:27:34.692
2	<b>33.267</b>	+1.492	10:28:07.959
3	<b>39.209</b>	+7.434	10:28:47.168
4	<b>35.741</b>	+3.966	10:29:22.909
5	<b>36.561</b>	+4.786	10:29:59.470
6	<b>31.775</b>		10:30:31.245
7	<b>36.789</b>	+5.014	10:31:08.034
8	<b>36.408</b>	+4.633	10:31:44.442
9	<b>1:19.347</b>	+47.572	10:33:03.789

<b>(915) Malik Schoch</b>			
1	<b>33.314</b>	+1.367	10:27:20.503
2	<b>32.536</b>	+0.589	10:27:53.039
3	<b>46.176</b>	+14.229	10:28:39.215
4	<b>32.268</b>	+0.321	10:29:11.483
5	<b>54.357</b>	+22.410	10:30:05.840
6	<b>39.832</b>	+7.885	10:30:45.672
7	<b>37.408</b>	+5.461	10:31:23.080
8	<b>31.947</b>		10:31:55.027
9	<b>51.526</b>	+19.579	10:32:46.553





# Int. 38. ADAC Super-Cross Dortmund 2023

**SX2**

**Dortmund 0,306 Km**

**QUALIFYING C**

**15.01.2023 10:32**

**Qualifying (6:00 Time) started at 10:34:43**

Pos	No.	Name	Nat.	Bike	Entrant/Team	Laps	Best Tm	Diff	In Lap	km/h
1	72	Lucas Imbert	FRA	Yamaha	Sturm Racing Team	10	28.392		5	38,800
2	831	Brice Maylin	FRA	Husqvarna	Sturm Racing Team	9	29.129	0.737	9	37,818
3	260	Nico Koch	DEU	GasGas	Becker Racing	10	29.408	1.016	9	37,459
4	965	Hugo Manzato	FRA	Husqvarna	VisuAlz Production	8	29.739	1.347	8	37,042
5	521	Boris Blanken	NLD	Honda	KMP-Honda-Racing Powered by Krettek	7	30.434	2.042	5	36,196
6	245	Lion Kleinegrauthoff	DEU	Kawasaki	Alfa-Suspension-Racing	8	32.011	3.619	5	34,413
7	5	Max Lausch	DEU	Husqvarna	Twenty Suspension	6	32.054	3.662	3	34,367
8	61	Lars Looman	NLD	Husqvarna	Sturm STC Racing Team	2	33.323	4.931	1	33,058
9	119	Cyril Elsener	CHE	KTM	Alfa-Suspension-Racing	7	33.473	5.081	3	32,910

### Announcements

These results are provisional until the conclusion of any judicial and technical matters!

Timekeeping Meik Wagner:

Clerk of the course Roland Brüss:

Chief Referee Olaf Noack:

Reg. Nr SX-13418/22 IMN 297/18 EMN 21/305

Printed: 15.01.2023 10:41:41

posted at: h







ADAC Westfalen e.V.



DMSB



## Int. 38. ADAC Super-Cross Dortmund 2023

SX2

Dortmund 0,306 Km

QUALIFYING C

15.01.2023 10:32

Qualifying (6:00 Time) started at 10:34:43

Lap	Lap Tm	Diff	Time of Day
(72) Lucas Imbert			
1	33.503	+5.111	10:35:37.829
2	29.004	+0.612	10:36:06.833
3	48.136	+19.744	10:36:54.969
4	35.257	+6.865	10:37:30.226
5	28.392		10:37:58.618
6	51.084	+22.692	10:38:49.702
7	30.196	+1.804	10:39:19.898
8	44.038	+15.646	10:40:03.936
9	31.178	+2.786	10:40:35.114
10	28.627	+0.235	10:41:03.741

(831) Brice Maylin			
1	34.369	+5.240	10:35:40.110
2	30.132	+1.003	10:36:10.242
3	45.801	+16.672	10:36:56.043
4	30.378	+1.249	10:37:26.421
5	49.586	+20.457	10:38:16.007
6	49.510	+20.381	10:39:05.517
7	29.456	+0.327	10:39:34.973
8	54.620	+25.491	10:40:29.593
9	29.129		10:40:58.722

(260) Nico Koch			
1	37.063	+7.655	10:35:46.094
2	30.983	+1.575	10:36:17.077
3	41.204	+11.796	10:36:58.281
4	34.481	+5.073	10:37:32.762
5	29.582	+0.174	10:38:02.344
6	49.274	+19.866	10:38:51.618
7	29.638	+0.230	10:39:21.256
8	44.754	+15.346	10:40:06.010
9	29.408		10:40:35.418
10	44.783	+15.375	10:41:20.201

(965) Hugo Manzato			
1	51.588	+21.849	10:36:12.988
2	39.810	+10.071	10:36:52.798
3	30.946	+1.207	10:37:23.744
4	56.641	+26.902	10:38:20.385
5	42.610	+12.871	10:39:02.995
6	29.749	+0.010	10:39:32.744
7	48.515	+18.776	10:40:21.259
8	29.739		10:40:50.998

(521) Boris Blanken			
1	35.629	+5.195	10:35:43.128
2	31.345	+0.911	10:36:14.473
3	31.273	+0.839	10:36:45.746
4	53.679	+23.245	10:37:39.425
5	30.434		10:38:09.859
6	48.979	+18.545	10:38:58.838
7	2:13.564	+1:43.130	10:41:12.402

(245) Lion Kleingrauthoff			
1	32.623	+0.612	10:35:43.635
2	39.194	+7.183	10:36:22.829
3	56.321	+24.310	10:37:19.150
4	32.360	+0.349	10:37:51.510
5	32.011		10:38:23.521
6	50.704	+18.693	10:39:14.225
7	41.493	+9.482	10:39:55.718
8	56.573	+24.562	10:40:52.291

(5) Max Lausch			
----------------	--	--	--

Lap	Lap Tm	Diff	Time of Day
1	2:48.820	+2:16.766	10:38:05.598
2	47.003	+14.949	10:38:52.601
3	32.054		10:39:24.655
4	44.381	+12.327	10:40:09.036
5	32.625	+0.571	10:40:41.661
6	47.775	+15.721	10:41:29.436

(61) Lars Looman			
1	33.323		10:35:46.565
2	43.921	+10.598	10:36:30.486

(119) Cyril Elsener			
1	33.724	+0.251	10:35:51.928
2	44.279	+10.806	10:36:36.207
3	33.473		10:37:09.680
4	46.967	+13.494	10:37:56.647
5	1:53.438	+1:19.965	10:39:50.085
6	33.734	+0.261	10:40:23.819
7	33.473		10:40:57.292

Lap	Lap Tm	Diff	Time of Day
-----	--------	------	-------------



ADAC Westfalen e.V.

Official Timing www.camp-company.de

**Int. 38. ADAC Supercross Dortmund 2023****Class SX2****Tracklength: 300 m****Last Chance Qualifying D****Sunday 15th of January**

Pos.	No.	Name	FNM	Nat./Hometown	Trademark	Entrant / Team
1	733	Tilk, Kaarel	EMF	EST	Husqvarna	Sturm STC Racing Team
2	190	Bollmann, Lorris	DMSB	DEU	Suzuki	stielergruppe.mx Johannes-Bike Suzuki
3	5	Lausch, Max	FFB	DEU	Husqvarna	Twenty Suspension
4	275	Gibbs, Tyler	CMA	CAN	Honda	KL motors Racing
5	99	Grajwoda, Jimmy	FFM	FRA	KTM	Becker Racing
6	61	Looman, Lars	KNMV	NLD	Husqvarna	Sturm STC Racing Team
7	86	Taylor, Reid	MA	AUS	KTM	KTM Sarholz Racing Team
8	37	Massury, Carl	DMSB	DEU	KTM	KTM Sarholz Racing Team
9	119	Elsener, Cyril	FMS	CHE	KTM	Alfa-Suspension-Racing
10	145	Bussink, Jeroen	KNMV	NLD	KTM	Alfa-Suspension-Racing
11	915	Schoch, Malik	DMSB	DEU	Yamaha	Meyer Racing Team
12						

**Announcements: These results are provisional until the conclusion of any judicial and technical matters**

Clerk of the course Roland Brüss:

Chief Referee Olaf Noack:

Timekeeping Meik Wagner

Posted at: h

Printed: 15.01.2023 10:42

SX-13418/22 / EMN 21/305 IMN 297/18

**GASGAS****DMSB**



# Int. 38. ADAC Super-Cross Dortmund 2023

**SX2**

**Dortmund 0,306 Km**

**LAST CHANCE QUALI RACE**

**15.01.2023 11:04**

**Race (8 Laps) started at 11:55:11**

Pos	No.	Name	Nat.	Bike	Entrant/Team	Laps	Total Tm	Diff	Best Tm	In Lap	Points
1	86	<b>Reid Taylor</b>	AUS	KTM	KTM Sarholz Racing Team	8	4:09.032		31.815	3	0
2	915	<b>Malik Schoch</b>	DEU	Yamaha	Meyer Racing Team	8	4:18.566	9.534	32.817	5	0
3	190	<b>Lorris Bollmann</b>	DEU	Suzuki	stielergruppe.mx Johannes-Bike Suzuki	8	4:18.900	9.868	32.024	4	0
4	275	<b>Tyler Gibbs</b>	CAN	Honda	KL motors Racing	8	4:19.625	10.593	31.868	7	0
5	145	<b>Jeroen Bussink</b>	NLD	KTM	Alfa-Suspension-Racing	8	4:22.722	13.690	32.780	5	0
6	37	<b>Carl Massury</b>	DEU	KTM	KTM Sarholz Racing Team	8	4:23.696	14.664	33.155	5	0
7	119	<b>Cyril Elsener</b>	CHE	KTM	Alfa-Suspension-Racing	8	4:29.500	20.468	33.971	5	0
8	733	<b>Kaarel Tilk</b>	EST	Husqvarna	Sturm STC Racing Team	7	3:36.416	1 Lap	31.317	6	0
9	5	<b>Max Lausch</b>	DEU	Husqvarna	Twenty Suspension	6	3:21.368	2 Laps	33.695	5	0
10	61	<b>Lars Looman</b>	NLD	Husqvarna	Sturm STC Racing Team					0	0
11	99	<b>Jimmy Grajwoda</b>	FRA	KTM	Becker Racing					0	0

### Announcements

These results are provisional until the conclusion of any judicial and technical matters!

Margin of Victory	Ø km/h	Best Lap Tm	km/h	Best Lap by
9.534	35,388	31.317	35,176	733 - Kaarel Tilk

Official Timing [camp-company.de](http://camp-company.de) / [mwraceconsulting.com](http://mwraceconsulting.com)

Orbits

Timekeeping Meik Wagner:

Clerk of the course Roland Brüss:

Chief Referee Olaf Noack:

Reg. Nr SX-13418/22 IMN 297/18 EMN 21/305

Printed: 15.01.2023 12:00:09

posted at: h





ADAC Westfalen e.V.



DMSB



## Int. 38. ADAC Super-Cross Dortmund 2023

SX2

Dortmund 0,306 Km

LAST CHANCE QUALI RACE

15.01.2023 11:04

Race (8 Laps) started at 11:55:11

Lap	Lap Tm	Diff	Time of Day
<b>(86) Reid Taylor</b>			
1			11:55:32.838
2	<b>32.772</b>	+0.957	11:56:05.610
3	<b>31.815</b>		11:56:37.425
4	<b>32.267</b>	+0.452	11:57:09.692
5	<b>32.597</b>	+0.782	11:57:42.289
6	<b>31.815</b>		11:58:14.104
7	<b>33.030</b>	+1.215	11:58:47.134
8	<b>33.021</b>	+1.206	11:59:20.155

<b>(915) Malik Schoch</b>			
1			11:55:33.823
2	<b>34.481</b>	+1.664	11:56:08.304
3	<b>32.892</b>	+0.075	11:56:41.196
4	<b>32.988</b>	+0.171	11:57:14.184
5	<b>32.817</b>		11:57:47.001
6	<b>33.343</b>	+0.526	11:58:20.344
7	<b>34.217</b>	+1.400	11:58:54.561
8	<b>35.128</b>	+2.311	11:59:29.689

<b>(190) Loris Bollmann</b>			
1			11:55:36.219
2	<b>35.272</b>	+3.248	11:56:11.491
3	<b>33.081</b>	+1.057	11:56:44.572
4	<b>32.024</b>		11:57:16.596
5	<b>32.666</b>	+0.642	11:57:49.262
6	<b>32.808</b>	+0.784	11:58:22.070
7	<b>33.399</b>	+1.375	11:58:55.469
8	<b>34.554</b>	+2.530	11:59:30.023

<b>(275) Tyler Gibbs</b>			
1			11:55:41.503
2	<b>32.694</b>	+0.826	11:56:14.197
3	<b>32.736</b>	+0.868	11:56:46.933
4	<b>33.009</b>	+1.141	11:57:19.942
5	<b>33.411</b>	+1.543	11:57:53.353
6	<b>32.623</b>	+0.755	11:58:25.976
7	<b>31.868</b>		11:58:57.844
8	<b>32.904</b>	+1.036	11:59:30.748

<b>(145) Jeroen Bussink</b>			
1			11:55:36.870
2	<b>34.259</b>	+1.479	11:56:11.129
3	<b>33.064</b>	+0.284	11:56:44.193
4	<b>34.114</b>	+1.334	11:57:18.307
5	<b>32.780</b>		11:57:51.087
6	<b>33.877</b>	+1.097	11:58:24.964
7	<b>34.183</b>	+1.403	11:58:59.147
8	<b>34.698</b>	+1.918	11:59:33.845

<b>(37) Carl Massury</b>			
1			11:55:35.101
2	<b>34.899</b>	+1.744	11:56:10.000
3	<b>33.561</b>	+0.406	11:56:43.561
4	<b>35.486</b>	+2.331	11:57:19.047
5	<b>33.155</b>		11:57:52.202
6	<b>34.905</b>	+1.750	11:58:27.107
7	<b>33.376</b>	+0.221	11:59:00.483
8	<b>34.336</b>	+1.181	11:59:34.819

<b>(119) Cyril Elsener</b>			
1			11:55:35.623
2	<b>35.819</b>	+1.848	11:56:11.442
3	<b>34.628</b>	+0.657	11:56:46.070
4	<b>34.722</b>	+0.751	11:57:20.792

Lap	Lap Tm	Diff	Time of Day
5	<b>33.971</b>		11:57:54.763
6	<b>36.311</b>	+2.340	11:58:31.074
7	<b>34.185</b>	+0.214	11:59:05.259
8	<b>35.364</b>	+1.393	11:59:40.623

<b>(733) Kaarel Tilk</b>			
1			11:55:33.522
2	<b>33.170</b>	+1.853	11:56:06.692
3	<b>31.375</b>	+0.058	11:56:38.067
4	<b>32.520</b>	+1.203	11:57:10.587
5	<b>33.022</b>	+1.705	11:57:43.609
6	<b>31.317</b>		11:58:14.926
7	<b>32.613</b>	+1.296	11:58:47.539

<b>(5) Max Lausch</b>			
1			11:55:38.016
2	<b>34.781</b>	+1.086	11:56:12.797
3	<b>35.384</b>	+1.689	11:56:48.181
4	<b>35.616</b>	+1.921	11:57:23.797
5	<b>33.695</b>		11:57:57.492
6	<b>34.999</b>	+1.304	11:58:32.491

Lap	Lap Tm	Diff	Time of Day
-----	--------	------	-------------



ADAC Westfalen e.V.

Official Timing www.camp-company.de

**Int. 38. ADAC Supercross Dortmund 2023****Class SX2****Tracklength: 300 m****Startgrid QUALI RACE A****Sunday 15th of January**

Pos.	No.	Name	FNM	Nat./Hometown	Trademark	Entrant / Team
1	324	Charlier, Maxime	FFM	FRA	KTM	KTM Sarholz Racing Team
2	773	Do, Thomas	FFM	FRA	Honda	Sturm STC Racing Team
3	259	Lebeau, Julien	FFM	FRA	Kawasaki	Kawasaki Elf Team Pfeil
4	221	Ballanger, Kevin	FFM	FRA	Yamaha	PrivateerMX
5	170	Irsuti, Yannis	FFM	FRA	Kawasaki	Kawasaki Elf Team Pfeil
6	101	Xurxo, Prol	RFME	ESP	GasGas	PrivateerMX
7	11	Fonvielle, Calvin	FFM	FRA	KTM	KTM Sarholz Racing Team
8	252	Bloy, Paul	DMSB	DEU	KTM	S-TECH RACING PRODUCTS
9	36	Hadlow, Jaxon	MA	AUS	Kawasaki	Kawasaki Elf Team Pfeil
10	86	Taylor, Reid	MA	AUS	KTM	KTM Sarholz Racing Team
11	190	Bollmann, Lorris	DMSB	DEU	Suzuki	stielergruppe.mx Johannes-Bike Suzuki

**Announcements: These results are provisional until the conclusion of any judicial and technical matters**

Clerk of the course Roland Brüss:

Chief Referee Olaf Noack:

Timekeeping Meik Wagner

Posted at: h

Printed: 15.01.2023 12:01

SX-13418/22 / EMN 21/305 IMN 297/18

**GASGAS****DMSB**



ADAC Westfalen e.V.

Official Timing [www.camp-company.de](http://www.camp-company.de)**Int. 38. ADAC Supercross Dortmund 2023****Class SX2****Tracklength: 300 m****Startgrid QUALI RACE B****Sunday 15th of January**

Pos.	No.	Name	FNM	Nat./Hometown	Trademark	Entrant / Team
1	72	Imbert, Lucas	FFM	FRA	Yamaha	Sturm Racing Team
2	96	Ostermann, Carl	DMSB	DEU	Husqvarna	BULLS.Xtreme HUSQVARNA SX Racing
3	831	Maylin, Brice	FFM	FRA	Husqvarna	Sturm Racing Team
4	260	Koch, Nico	DMSB	DEU	GasGas	Becker Racing
5	22	Lamarque, Mickael	FFM	FRA	KTM	HFour Racing Team
6	965	Manzato, Hugo	FFM	FRA	Husqvarna	VisuAlz Production
7	521	Blanken, Boris	KNMV	NLD	Honda	KMP-Honda-Racing Powered by Krettek
8	335	Polias, Enzo	FFM	FRA	Husqvarna	VisuAlz Production
9	245	Kleinegrauthoff, Lion	DMSB	DEU	Kawasaki	Alfa-Suspension-Racing
10	915	Schoch, Malik	DMSB	DEU	Yamaha	Meyer Racing Team
11	275	Gibbs, Tyler	CMA	CAN	Honda	KL motors Racing

**Announcements: These results are provisional until the conclusion of any judicial and technical matters**

Clerk of the course Roland Brüss:

Chief Referee Olaf Noack:

Timekeeping Meik Wagner

Posted at: h

Printed: 15.01.2023 12:01

SX-13418/22 / EMN 21/305 IMN 297/18

**GASGAS****DMSB**





# Int. 38. ADAC Super-Cross Dortmund 2023

SX2

Dortmund 0,306 Km

QUALI RACE A

15.01.2023 14:39

Race (8 Laps) started at 14:34:46

Pos	No.	Name	Nat.	Bike	Entrant/Team	Laps	Total Tm	Diff	Best Tm	In Lap	Points
1	170	<b>Yannis Irsuti</b>	FRA	Kawasaki	Kawasaki Elf Team Pfeil	8	3:50.940		29.283	6	0
2	259	<b>Julien Lebeau</b>	FRA	Kawasaki	Kawasaki Elf Team Pfeil	8	3:51.958	1.018	29.558	6	0
3	101	<b>Proi Xurxo</b>	ESP	GasGas	PrivateerMX	8	3:52.819	1.879	29.409	6	0
4	11	<b>Calvin Fonvielle</b>	FRA	KTM	KTM Sarholz Racing Team	8	3:53.370	2.430	29.541	8	0
5	221	<b>Kevin Ballanger</b>	FRA	Yamaha	PrivateerMX	8	3:54.283	3.343	29.821	8	0
6	773	<b>Thomas Do</b>	FRA	Honda	Sturm STC Racing Team	8	3:55.153	4.213	29.525	4	0
7	252	<b>Paul Bloy</b>	DEU	KTM	S-TECH RACING PRODUCTS	8	4:02.197	11.257	30.577	6	0
8	324	<b>Maxime Charlier</b>	FRA	KTM	KTM Sarholz Racing Team	8	4:04.578	13.638	30.457	5	0
9	36	<b>Jaxon Hadlow</b>	AUS	Kawasaki	Kawasaki Elf Team Pfeil	8	4:07.664	16.724	30.976	7	0
10	86	<b>Reid Taylor</b>	AUS	KTM	KTM Sarholz Racing Team	8	4:09.132	18.192	31.517	8	0
11	190	<b>Lorris Bollmann</b>	DEU	Suzuki	stielergruppe.mx Johannes-Bike Suzuki	8	4:18.791	27.851	32.587	3	0

## Announcements

These results are provisional until the conclusion of any judicial and technical matters!

Margin of Victory	Ø km/h	Best Lap Tm	km/h	Best Lap by
1.018	38,161	29.283	37,619	170 - Yannis Irsuti

Official Timing camp-company.de / mwraceconsulting.com

Orbits

Timekeeping Meik Wagner:

Clerk of the course Roland Brüß:

Chief Referee Olaf Noack:

Reg. Nr SX-13418/22 IMN 297/18 EMN 21/305

Printed: 15.01.2023 14:41:05

posted at: h





# Int. 38. ADAC Super-Cross Dortmund 2023

**SX2 Dortmund 0,306 Km**

**QUALI RACE A 15.01.2023 14:39**

**Race (8 Laps) started at 14:34:46**

Lap	Lap Tm	Diff	Time of Day
<b>(170) Yannis Irsuti</b>			
1			14:35:07.236
2	29.616	+0.333	14:35:36.852
3	29.791	+0.508	14:36:06.643
4	30.391	+1.108	14:36:37.034
5	29.888	+0.605	14:37:06.922
6	29.283		14:37:36.205
7	30.542	+1.259	14:38:06.747
8	30.357	+1.074	14:38:37.104
<b>(259) Julien Lebeau</b>			
1			14:35:07.962
2	29.947	+0.389	14:35:37.909
3	29.952	+0.394	14:36:07.861
4	30.352	+0.794	14:36:38.213
5	30.131	+0.573	14:37:08.344
6	29.558		14:37:37.902
7	30.009	+0.451	14:38:07.911
8	30.211	+0.653	14:38:38.122
<b>(101) Prol Xurxo</b>			
1			14:35:09.943
2	30.333	+0.924	14:35:40.276
3	29.933	+0.524	14:36:10.209
4	29.585	+0.176	14:36:39.794
5	29.625	+0.216	14:37:09.419
6	29.409		14:37:38.828
7	30.027	+0.618	14:38:08.855
8	30.128	+0.719	14:38:38.983
<b>(11) Calvin Fonvielle</b>			
1			14:35:09.048
2	30.467	+0.926	14:35:39.515
3	29.860	+0.319	14:36:09.375
4	29.805	+0.264	14:36:39.180
5	30.867	+1.326	14:37:10.047
6	30.301	+0.760	14:37:40.348
7	29.645	+0.104	14:38:09.993
8	29.541		14:38:39.534
<b>(221) Kevin Ballanger</b>			
1			14:35:08.377
2	30.164	+0.343	14:35:38.541
3	30.164	+0.343	14:36:08.705
4	29.972	+0.151	14:36:38.677
5	30.418	+0.597	14:37:09.095
6	30.583	+0.762	14:37:39.678
7	30.948	+1.127	14:38:10.626
8	29.821		14:38:40.447
<b>(773) Thomas Do</b>			
1			14:35:09.925
2	31.012	+1.487	14:35:40.937
3	29.981	+0.456	14:36:10.918
4	29.525		14:36:40.443
5	30.012	+0.487	14:37:10.455
6	30.253	+0.728	14:37:40.708
7	30.349	+0.824	14:38:11.057
8	30.260	+0.735	14:38:41.317
<b>(252) Paul Bloy</b>			
1			14:35:09.587
2	31.779	+1.202	14:35:41.366
3	31.211	+0.634	14:36:12.577
4	30.872	+0.295	14:36:43.449

Lap	Lap Tm	Diff	Time of Day
5	30.778	+0.201	14:37:14.227
6	30.577		14:37:44.804
7	31.178	+0.601	14:38:15.982
8	32.379	+1.802	14:38:48.361
<b>(324) Maxime Charlier</b>			
1			14:35:11.294
2	31.280	+0.823	14:35:42.574
3	31.030	+0.573	14:36:13.604
4	30.841	+0.384	14:36:44.445
5	30.457		14:37:14.902
6	31.013	+0.556	14:37:45.915
7	30.845	+0.388	14:38:16.760
8	33.982	+3.525	14:38:50.742
<b>(36) Jaxon Hadlow</b>			
1			14:35:10.859
2	33.327	+2.351	14:35:44.186
3	32.318	+1.342	14:36:16.504
4	31.726	+0.750	14:36:48.230
5	30.991	+0.015	14:37:19.221
6	31.380	+0.404	14:37:50.601
7	30.976		14:38:21.577
8	32.251	+1.275	14:38:53.828
<b>(86) Reid Taylor</b>			
1			14:35:10.537
2	32.955	+1.438	14:35:43.492
3	31.905	+0.388	14:36:15.397
4	31.758	+0.241	14:36:47.155
5	32.977	+1.460	14:37:20.132
6	31.821	+0.304	14:37:51.953
7	31.826	+0.309	14:38:23.779
8	31.517		14:38:55.296
<b>(190) Lorris Bollmann</b>			
1			14:35:11.729
2	33.207	+0.620	14:35:44.936
3	32.587		14:36:17.523
4	32.928	+0.341	14:36:50.451
5	33.796	+1.209	14:37:24.247
6	33.075	+0.488	14:37:57.322
7	33.059	+0.472	14:38:30.381
8	34.574	+1.987	14:39:04.955

Lap	Lap Tm	Diff	Time of Day
-----	--------	------	-------------





# Int. 38. ADAC Super-Cross Dortmund 2023

SX2

Dortmund 0,306 Km

QUALI RACE B

15.01.2023 14:42

Race (8 Laps) started at 14:45:07

Pos	No.	Name	Nat.	Bike	Entrant/Team	Laps	Total Tm	Diff	Best Tm	In Lap	Points
1	96	Carl Ostermann	DEU	Husqvarna	BULLS.Xtreme HUSQVARNA SX Racing	8	3:56.843		29.767	3	0
2	72	Lucas Imbert	FRA	Yamaha	Sturm Racing Team	8	4:04.055	7.212	29.975	4	0
3	260	Nico Koch	DEU	GasGas	Becker Racing	8	4:05.921	9.078	30.935	3	0
4	22	Mickael Lamarque	FRA	KTM	HFour Racing Team	8	4:06.996	10.153	30.220	3	0
5	965	Hugo Manzato	FRA	Husqvarna	VisuAlz Production	8	4:07.792	10.949	30.938	2	0
6	521	Boris Blanken	NLD	Honda	KMP-Honda-Racing Powered by Krettek	8	4:09.771	12.928	31.707	2	0
7	275	Tyler Gibbs	CAN	Honda	KL motors Racing	8	4:15.692	18.849	31.239	4	0
8	915	Malik Schoch	DEU	Yamaha	Meyer Racing Team	8	4:23.250	26.407	33.065	4	0
9	335	Enzo Polias	FRA	Husqvarna	VisuAlz Production	8	4:24.194	27.351	32.499	3	0
10	245	Lion Kleinegrauthoff	DEU	Kawasaki	Alfa-Suspension-Racing	7	3:59.472	1 Lap	33.956	4	0
11	831	Brice Maylin	FRA	Husqvarna	Sturm Racing Team	7	4:29.344	1 Lap	30.560	2	0

### Announcements

These results are provisional until the conclusion of any judicial and technical matters!

Margin of Victory	Ø km/h	Best Lap Tm	km/h	Best Lap by
7.212	37,209	29.767	37,007	96 - Carl Ostermann

Official Timing camp-company.de / mwraceconsulting.com

Orbits

Timekeeping Meik Wagner:

Clerk of the course Roland Brüß:

Chief Referee Olaf Noack:

Reg. Nr SX-13418/22 IMN 297/18 EMN 21/305

Printed: 15.01.2023 14:50:06

posted at: h





# Int. 38. ADAC Super-Cross Dortmund 2023

**SX2** **Dortmund 0,306 Km**  
**QUALI RACE B** **15.01.2023 14:42**

**Race (8 Laps) started at 14:45:07**

Lap	Lap Tm	Diff	Time of Day
<b>(96) Carl Ostermann</b>			
1			14:45:29.407
2	<b>30.084</b>	+0.317	14:45:59.491
3	<b>29.767</b>		14:46:29.258
4	<b>29.944</b>	+0.177	14:46:59.202
5	<b>30.575</b>	+0.808	14:47:29.777
6	<b>31.463</b>	+1.696	14:48:01.240
7	<b>31.149</b>	+1.382	14:48:32.389
8	<b>32.182</b>	+2.415	14:49:04.571
<b>(72) Lucas Imbert</b>			
1			14:45:32.478
2	<b>34.936</b>	+4.961	14:46:07.414
3	<b>30.376</b>	+0.401	14:46:37.790
4	<b>29.975</b>		14:47:07.765
5	<b>31.954</b>	+1.979	14:47:39.719
6	<b>31.394</b>	+1.419	14:48:11.113
7	<b>30.322</b>	+0.347	14:48:41.435
8	<b>30.348</b>	+0.373	14:49:11.783
<b>(260) Nico Koch</b>			
1			14:45:32.027
2	<b>31.901</b>	+0.966	14:46:03.928
3	<b>30.935</b>		14:46:34.863
4	<b>31.154</b>	+0.219	14:47:06.017
5	<b>32.592</b>	+1.657	14:47:38.609
6	<b>31.761</b>	+0.826	14:48:10.370
7	<b>31.919</b>	+0.984	14:48:42.289
8	<b>31.360</b>	+0.425	14:49:13.649
<b>(22) Mickael Lamarque</b>			
1			14:45:32.919
2	<b>33.351</b>	+3.131	14:46:06.270
3	<b>30.220</b>		14:46:36.490
4	<b>30.565</b>	+0.345	14:47:07.055
5	<b>33.297</b>	+3.077	14:47:40.352
6	<b>31.513</b>	+1.293	14:48:11.865
7	<b>31.513</b>	+1.293	14:48:43.378
8	<b>31.346</b>	+1.126	14:49:14.724
<b>(965) Hugo Manzato</b>			
1			14:45:31.326
2	<b>30.938</b>		14:46:02.264
3	<b>31.097</b>	+0.159	14:46:33.361
4	<b>31.485</b>	+0.547	14:47:04.846
5	<b>35.076</b>	+4.138	14:47:39.922
6	<b>32.911</b>	+1.973	14:48:12.833
7	<b>31.403</b>	+0.465	14:48:44.236
8	<b>31.284</b>	+0.346	14:49:15.520
<b>(521) Boris Blanken</b>			
1			14:45:30.659
2	<b>31.707</b>		14:46:02.366
3	<b>31.982</b>	+0.275	14:46:34.348
4	<b>32.042</b>	+0.335	14:47:06.390
5	<b>34.534</b>	+2.827	14:47:40.924
6	<b>32.412</b>	+0.705	14:48:13.336
7	<b>31.750</b>	+0.043	14:48:45.086
8	<b>32.413</b>	+0.706	14:49:17.499
<b>(275) Tyler Gibbs</b>			
1			14:45:34.113
2	<b>35.724</b>	+4.485	14:46:09.837
3	<b>32.362</b>	+1.123	14:46:42.199
4	<b>31.239</b>		14:47:13.438

Lap	Lap Tm	Diff	Time of Day
5	<b>32.316</b>	+1.077	14:47:45.754
6	<b>31.819</b>	+0.580	14:48:17.573
7	<b>33.594</b>	+2.355	14:48:51.167
8	<b>32.253</b>	+1.014	14:49:23.420
<b>(915) Malik Schoch</b>			
1			14:45:33.571
2	<b>35.953</b>	+2.888	14:46:09.524
3	<b>33.732</b>	+0.667	14:46:43.256
4	<b>33.065</b>		14:47:16.321
5	<b>33.902</b>	+0.837	14:47:50.223
6	<b>33.486</b>	+0.421	14:48:23.709
7	<b>33.290</b>	+0.225	14:48:56.999
8	<b>33.979</b>	+0.914	14:49:30.978
<b>(335) Enzo Polias</b>			
1			14:45:33.068
2	<b>35.506</b>	+3.007	14:46:08.574
3	<b>32.499</b>		14:46:41.073
4	<b>33.367</b>	+0.868	14:47:14.440
5	<b>34.542</b>	+2.043	14:47:48.982
6	<b>34.060</b>	+1.561	14:48:23.042
7	<b>35.040</b>	+2.541	14:48:58.082
8	<b>33.840</b>	+1.341	14:49:31.922
<b>(245) Lion Kleinegrauthoff</b>			
1			14:45:35.360
2	<b>36.246</b>	+2.290	14:46:11.606
3	<b>34.455</b>	+0.499	14:46:46.061
4	<b>33.956</b>		14:47:20.017
5	<b>36.321</b>	+2.365	14:47:56.338
6	<b>33.989</b>	+0.033	14:48:30.327
7	<b>36.873</b>	+2.917	14:49:07.200
<b>(831) Brice Maylin</b>			
1			14:45:29.899
2	<b>30.560</b>		14:46:00.459
3	<b>30.618</b>	+0.058	14:46:31.077
4	<b>31.246</b>	+0.686	14:47:02.323
5	<b>1:03.369</b>	+32.809	14:48:05.692
6	<b>48.701</b>	+18.141	14:48:54.393
7	<b>42.679</b>	+12.119	14:49:37.072

Lap	Lap Tm	Diff	Time of Day
-----	--------	------	-------------





ADAC Westfalen e.V.

Official Timing www.camp-company.de

**Int. 38. ADAC Supercross Dortmund 2023****Class SX2****Tracklength: 300 m****Startgrid Hoffnungslauf G****Sunday 15th of January**

Pos.	No.	Name	FNM	Nat./Hometown	Trademark	Entrant / Team
1	773	Do, Thomas	FFM	FRA	Honda	Sturm STC Racing Team
2	521	Blanken, Boris	KNMV	NLD	Honda	KMP-Honda-Racing Powered by Krettek
3	252	Bloy, Paul	DMSB	DEU	KTM	S-TECH RACING PRODUCTS
4	275	Gibbs, Tyler	CMA	CAN	Honda	KL motors Racing
5	324	Charlier, Maxime	FFM	FRA	KTM	KTM Sarholz Racing Team
6	915	Schoch, Malik	DMSB	DEU	Yamaha	Meyer Racing Team
7	36	Hadlow, Jaxon	MA	AUS	Kawasaki	Kawasaki Elf Team Pfeil
8	335	Polias, Enzo	FFM	FRA	Husqvarna	VisuAlz Production
9	86	Taylor, Reid	MA	AUS	KTM	KTM Sarholz Racing Team
10	245	Kleinegrauthoff, Lion	DMSB	DEU	Kawasaki	Alfa-Suspension-Racing
11	190	Bollmann, Lorris	DMSB	DEU	Suzuki	stielergruppe.mx Johannes-Bike Suzuki
12	831	Maylin, Brice	FFM	FRA	Husqvarna	Sturm Racing Team

**Announcements: These results are provisional until the conclusion of any judicial and technical matters**

Clerk of the course Roland Brüss:

Chief Referee Olaf Noack:

Timekeeping Meik Wagner

Posted at: h

Printed: 15.01.2023 14:51

SX-13418/22 / EMN 21/305 IMN 297/18

**GASGAS****DMSB**



# Int. 38. ADAC Super-Cross Dortmund 2023

SX2

Dortmund 0,306 Km

LAST CHANCE G

15.01.2023 16:00

Race (8 Laps) started at 16:17:45

Pos	No.	Name	Nat.	Bike	Entrant/Team	Laps	Total Tm	Diff	Best Tm	In Lap	Points
1	324	Maxime Charlier	FRA	KTM	KTM Sarholz Racing Team	8	3:52.991		29.319	3	0
2	773	Thomas Do	FRA	Honda	Sturm STC Racing Team	8	3:53.473	0.482	29.283	3	0
3	86	Reid Taylor	AUS	KTM	KTM Sarholz Racing Team	8	3:57.935	4.944	30.383	8	0
4	521	Boris Blanken	NLD	Honda	KMP-Honda-Racing Powered by Krettek	8	4:00.731	7.740	30.314	5	0
5	252	Paul Bloy	DEU	KTM	S-TECH RACING PRODUCTS	8	4:04.004	11.013	30.601	2	0
6	831	Brice Maylin	FRA	Husqvarna	Sturm Racing Team	8	4:09.814	16.823	30.358	4	0
7	335	Enzo Polias	FRA	Husqvarna	VisuAlz Production	8	4:16.723	23.732	31.043	4	0
8	190	Lorris Bollmann	DEU	Suzuki	stielergruppe.mx Johannes-Bike Suzuki	8	4:17.684	24.693	31.811	4	0
9	245	Lion Kleinegrauthoff	DEU	Kawasaki	Alfa-Suspension-Racing	8	4:21.621	28.630	33.234	2	0
10	915	Malik Schoch	DEU	Yamaha	Meyer Racing Team	8	4:22.438	29.447	32.870	7	0
11	275	Tyler Gibbs	CAN	Honda	KL motors Racing	4	1:55.706	4 Laps	30.691	4	0
12	36	Jaxon Hadlow	AUS	Kawasaki	Kawasaki Elf Team Pfeil	2	1:08.919	6 Laps	44.668	2	0

## Announcements

These results are provisional until the conclusion of any judicial and technical matters!

Margin of Victory	Ø km/h	Best Lap Tm	km/h	Best Lap by
0.482	37,825	29.283	37,619	773 - Thomas Do

Official Timing camp-company.de / mwraceconsulting.com

Orbits

Timekeeping Meik Wagner:

Clerk of the course Roland Brüß:

Chief Referee Olaf Noack:

Reg. Nr SX-13418/22 IMN 297/18 EMN 21/305

Printed: 15.01.2023 16:22:37

posted at: h







# Int. 38. ADAC Super-Cross Dortmund 2023

SX2

Dortmund 0,306 Km

LAST CHANCE G

15.01.2023 16:00

Race (8 Laps) started at 16:17:45

Lap	Lap Tm	Diff	Time of Day
(324) Maxime Charlier			
1			16:18:06.944
2	<b>29.482</b>	+0.163	16:18:36.426
3	<b>29.319</b>		16:19:05.745
4	<b>29.799</b>	+0.480	16:19:35.544
5	<b>29.981</b>	+0.662	16:20:05.525
6	<b>31.101</b>	+1.782	16:20:36.626
7	<b>31.462</b>	+2.143	16:21:08.088
8	<b>30.670</b>	+1.351	16:21:38.758

Lap	Lap Tm	Diff	Time of Day
(773) Thomas Do			
1			16:18:10.445
2	<b>29.762</b>	+0.479	16:18:40.207
3	<b>29.283</b>		16:19:09.490
4	<b>29.373</b>	+0.090	16:19:38.863
5	<b>29.607</b>	+0.324	16:20:08.470
6	<b>30.792</b>	+1.509	16:20:39.262
7	<b>30.260</b>	+0.977	16:21:09.522
8	<b>29.718</b>	+0.435	16:21:39.240

Lap	Lap Tm	Diff	Time of Day
(86) Reid Taylor			
1			16:18:06.352
2	<b>30.951</b>	+0.568	16:18:37.303
3	<b>31.315</b>	+0.932	16:19:08.618
4	<b>30.709</b>	+0.326	16:19:39.327
5	<b>30.982</b>	+0.599	16:20:10.309
6	<b>31.539</b>	+1.156	16:20:41.848
7	<b>31.471</b>	+1.088	16:21:13.319
8	<b>30.383</b>		16:21:43.702

Lap	Lap Tm	Diff	Time of Day
(521) Boris Blanken			
1			16:18:07.554
2	<b>30.888</b>	+0.574	16:18:38.442
3	<b>31.963</b>	+1.649	16:19:10.405
4	<b>30.568</b>	+0.254	16:19:40.973
5	<b>30.314</b>		16:20:11.287
6	<b>33.450</b>	+3.136	16:20:44.737
7	<b>30.892</b>	+0.578	16:21:15.629
8	<b>30.869</b>	+0.555	16:21:46.498

Lap	Lap Tm	Diff	Time of Day
(252) Paul Bloy			
1			16:18:09.172
2	<b>30.601</b>		16:18:39.773
3	<b>31.441</b>	+0.840	16:19:11.214
4	<b>31.221</b>	+0.620	16:19:42.435
5	<b>30.728</b>	+0.127	16:20:13.163
6	<b>33.348</b>	+2.747	16:20:46.511
7	<b>31.263</b>	+0.662	16:21:17.774
8	<b>31.997</b>	+1.396	16:21:49.771

Lap	Lap Tm	Diff	Time of Day
(831) Brice Maylin			
1			16:18:09.789
2	<b>32.604</b>	+2.246	16:18:42.393
3	<b>30.558</b>	+0.200	16:19:12.951
4	<b>30.358</b>		16:19:43.309
5	<b>31.167</b>	+0.809	16:20:14.476
6	<b>34.147</b>	+3.789	16:20:48.623
7	<b>32.194</b>	+1.836	16:21:20.817
8	<b>34.764</b>	+4.406	16:21:55.581

Lap	Lap Tm	Diff	Time of Day
(335) Enzo Polias			
1			16:18:11.628
2	<b>33.701</b>	+2.658	16:18:45.329
3	<b>31.982</b>	+0.939	16:19:17.311
4	<b>31.043</b>		16:19:48.354

Lap	Lap Tm	Diff	Time of Day
5	<b>31.994</b>	+0.951	16:20:20.348
6	<b>35.658</b>	+4.615	16:20:56.006
7	<b>32.947</b>	+1.904	16:21:28.953
8	<b>33.537</b>	+2.494	16:22:02.490

Lap	Lap Tm	Diff	Time of Day
(190) Lorris Bollmann			
1			16:18:10.757
2	<b>31.978</b>	+0.167	16:18:42.735
3	<b>32.295</b>	+0.484	16:19:15.030
4	<b>31.811</b>		16:19:46.841
5	<b>32.312</b>	+0.501	16:20:19.153
6	<b>35.866</b>	+4.055	16:20:55.019
7	<b>35.471</b>	+3.660	16:21:30.490
8	<b>32.961</b>	+1.150	16:22:03.451

Lap	Lap Tm	Diff	Time of Day
(245) Lion Kleinegrauthoff			
1			16:18:08.730
2	<b>33.234</b>		16:18:41.964
3	<b>34.378</b>	+1.144	16:19:16.342
4	<b>33.724</b>	+0.490	16:19:50.066
5	<b>33.836</b>	+0.602	16:20:23.902
6	<b>35.410</b>	+2.176	16:20:59.312
7	<b>34.355</b>	+1.121	16:21:33.667
8	<b>33.721</b>	+0.487	16:22:07.388

Lap	Lap Tm	Diff	Time of Day
(915) Malik Schoch			
1			16:18:09.607
2	<b>34.111</b>	+1.241	16:18:43.718
3	<b>35.242</b>	+2.372	16:19:18.960
4	<b>33.073</b>	+0.203	16:19:52.033
5	<b>34.990</b>	+2.120	16:20:27.023
6	<b>34.362</b>	+1.492	16:21:01.385
7	<b>32.870</b>		16:21:34.255
8	<b>33.950</b>	+1.080	16:22:08.205

Lap	Lap Tm	Diff	Time of Day
(275) Tyler Gibbs			
1			16:18:08.082
2	<b>30.901</b>	+0.210	16:18:38.983
3	<b>31.799</b>	+1.108	16:19:10.782
4	<b>30.691</b>		16:19:41.473

Lap	Lap Tm	Diff	Time of Day
(36) Jaxon Hadlow			
1			16:18:10.018
2	<b>44.668</b>		16:18:54.686





ADAC Westfalen e.V.

Official Timing [www.camp-company.de](http://www.camp-company.de)**Int. 38. ADAC Supercross Dortmund 2023****Class SX2****Tracklength: 300 m****Startgrid Final****Sunday 15th of January**

Pos.	No.	Name	FNM	Nat./Hometown	Trademark	Entrant / Team
1	170	Irsuti, Yannis	FFM	FRA	Kawasaki	Kawasaki Elf Team Pfeil
2	96	Ostermann, Carl	DMSB	DEU	Husqvarna	BULLS.Xtreme HUSQVARNA SX Racing
3	259	Lebeau, Julien	FFM	FRA	Kawasaki	Kawasaki Elf Team Pfeil
4	72	Imbert, Lucas	FFM	FRA	Yamaha	Sturm Racing Team
5	101	Xurxo, Prol	RFME	ESP	GasGas	PrivateerMX
6	260	Koch, Nico	DMSB	DEU	GasGas	Becker Racing
7	11	Fonvielle, Calvin	FFM	FRA	KTM	KTM Sarholz Racing Team
8	22	Lamarque, Mickael	FFM	FRA	KTM	HFour Racing Team
9	221	Ballanger, Kevin	FFM	FRA	Yamaha	PrivateerMX
10	965	Manzato, Hugo	FFM	FRA	Husqvarna	VisuAlz Production
11	324	Charlier, Maxime	FFM	FRA	KTM	KTM Sarholz Racing Team
12	773	Do, Thomas	FFM	FRA	Honda	Sturm STC Racing Team

**Announcements: These results are provisional until the conclusion of any judicial and technical matters**

Clerk of the course Roland Brüss:

Chief Referee Olaf Noack:

Timekeeping Meik Wagner

Posted at: h

Printed: 15.01.2023 16:23

SX-13418/22 / EMN 21/305 IMN 297/18





# Int. 38. ADAC Super-Cross Dortmund 2023

**SX2**

**Dortmund 0,306 Km**

**FINAL**

**15.01.2023 16:37**

**Race (15 Laps) started at 16:59:58**

Pos	No.	Name	Nat.	Bike	Entrant/Team	Laps	Total Tm	Diff	Best Tm	In Lap	Points
1	72	<b>Lucas Imbert</b>	FRA	Yamaha	Sturm Racing Team	15	7:31.616		29.796	2	25
2	170	<b>Yannis Irsuti</b>	FRA	Kawasaki	Kawasaki Elf Team Pfeil	15	7:34.123	2.507	29.934	5	22
3	773	<b>Thomas Do</b>	FRA	Honda	Sturm STC Racing Team	15	7:41.208	9.592	30.243	12	20
4	101	<b>Prol Xurxo</b>	ESP	GasGas	PrivateerMX	15	7:45.543	13.927	30.356	2	18
5	221	<b>Kevin Ballanger</b>	FRA	Yamaha	PrivateerMX	15	7:47.150	15.534	30.422	4	16
6	259	<b>Julien Lebeau</b>	FRA	Kawasaki	Kawasaki Elf Team Pfeil	15	7:54.859	23.243	29.742	2	15
7	324	<b>Maxime Charlier</b>	FRA	KTM	KTM Sarholz Racing Team	15	8:00.278	28.662	31.580	4	14
8	11	<b>Calvin Fonvielle</b>	FRA	KTM	KTM Sarholz Racing Team	15	8:01.652	30.036	31.459	6	13
9	96	<b>Carl Ostermann</b>	DEU	Husqvarna	BULLS.Xtreme HUSQVARNA SX Racing	15	8:03.769	32.153	31.583	8	12
10	22	<b>Mickael Lamarque</b>	FRA	KTM	HFour Racing Team	14	7:33.253	1 Lap	31.942	8	11
11	260	<b>Nico Koch</b>	DEU	GasGas	Becker Racing	14	7:57.176	1 Lap	32.063	8	10
12	965	<b>Hugo Manzato</b>	FRA	Husqvarna	VisuAlz Production	14	8:08.180	1 Lap	31.921	2	9

## Announcements

These results are provisional until the conclusion of any judicial and technical matters!

Margin of Victory	Ø km/h	Best Lap Tm	km/h	Best Lap by
2.507	36,589	29.742	37,039	259 - Julien Lebeau

Official Timing camp-company.de / mwraceconsulting.com

Orbits

Timekeeping Meik Wagner:

Clerk of the course Roland Brüss:

Chief Referee Olaf Noack:

Reg. Nr SX-13418/22 IMN 297/18 EMN 21/305

Printed: 15.01.2023 17:08:56

posted at: h



# Int. 38. ADAC Super-Cross Dortmund 2023

**SX2 Dortmund 0,306 Km**  
**FINAL 15.01.2023 16:37**

**Race (15 Laps) started at 16:59:58**

Lap	Lap Tm	Diff	Time of Day
<b>(72) Lucas Imbert</b>			
1			17:00:19.518
2	<b>29.796</b>		17:00:49.314
3	<b>31.304</b>	+1.508	17:01:20.618
4	<b>29.834</b>	+0.038	17:01:50.452
5	<b>30.408</b>	+0.612	17:02:20.860
6	<b>29.965</b>	+0.169	17:02:50.825
7	<b>30.475</b>	+0.679	17:03:21.300
8	<b>31.035</b>	+1.239	17:03:52.335
9	<b>30.325</b>	+0.529	17:04:22.660
10	<b>31.055</b>	+1.259	17:04:53.715
11	<b>31.028</b>	+1.232	17:05:24.743
12	<b>30.845</b>	+1.049	17:05:55.588
13	<b>32.086</b>	+2.290	17:06:27.674
14	<b>30.874</b>	+1.078	17:06:58.548
15	<b>31.407</b>	+1.611	17:07:29.955

Lap	Lap Tm	Diff	Time of Day
<b>(170) Yanniss Irsuti</b>			
1			17:00:22.399
2	<b>30.805</b>	+0.871	17:00:53.204
3	<b>31.280</b>	+1.346	17:01:24.484
4	<b>30.077</b>	+0.143	17:01:54.561
5	<b>29.934</b>		17:02:24.495
6	<b>30.759</b>	+0.825	17:02:55.254
7	<b>29.957</b>	+0.023	17:03:25.211
8	<b>30.791</b>	+0.857	17:03:56.002
9	<b>31.549</b>	+1.615	17:04:27.551
10	<b>30.523</b>	+0.589	17:04:58.074
11	<b>30.688</b>	+0.754	17:05:28.762
12	<b>30.058</b>	+0.124	17:05:58.820
13	<b>30.385</b>	+0.451	17:06:29.205
14	<b>30.754</b>	+0.820	17:06:59.959
15	<b>32.503</b>	+2.569	17:07:32.462

Lap	Lap Tm	Diff	Time of Day
<b>(773) Thomas Do</b>			
1			17:00:23.182
2	<b>31.119</b>	+0.876	17:00:54.301
3	<b>30.678</b>	+0.435	17:01:24.979
4	<b>30.247</b>	+0.004	17:01:55.226
5	<b>30.838</b>	+0.595	17:02:26.064
6	<b>31.408</b>	+1.165	17:02:57.472
7	<b>30.298</b>	+0.055	17:03:27.770
8	<b>30.419</b>	+0.176	17:03:58.189
9	<b>31.914</b>	+1.671	17:04:30.103
10	<b>31.158</b>	+0.915	17:05:01.261
11	<b>31.085</b>	+0.842	17:05:32.346
12	<b>30.243</b>		17:06:02.589
13	<b>30.723</b>	+0.480	17:06:33.312
14	<b>31.050</b>	+0.807	17:07:04.362
15	<b>35.185</b>	+4.942	17:07:39.547

Lap	Lap Tm	Diff	Time of Day
<b>(101) Prol Xurxo</b>			
1			17:00:20.797
2	<b>30.356</b>		17:00:51.153
3	<b>31.194</b>	+0.838	17:01:22.347
4	<b>30.783</b>	+0.427	17:01:53.130
5	<b>30.383</b>	+0.027	17:02:23.513
6	<b>31.217</b>	+0.861	17:02:54.730
7	<b>31.819</b>	+1.463	17:03:26.549
8	<b>32.322</b>	+1.966	17:03:58.871
9	<b>31.908</b>	+1.552	17:04:30.779
10	<b>31.286</b>	+0.930	17:05:02.065
11	<b>31.444</b>	+1.088	17:05:33.509
12	<b>31.642</b>	+1.286	17:06:05.151
13	<b>32.247</b>	+1.891	17:06:37.398

Lap	Lap Tm	Diff	Time of Day
14	<b>32.584</b>	+2.228	17:07:09.982
15	<b>33.900</b>	+3.544	17:07:43.882

Lap	Lap Tm	Diff	Time of Day
<b>(221) Kevin Ballanger</b>			
1			17:00:21.108
2	<b>30.724</b>	+0.302	17:00:51.832
3	<b>31.471</b>	+1.049	17:01:23.303
4	<b>30.422</b>		17:01:53.725
5	<b>31.480</b>	+1.058	17:02:25.205
6	<b>31.517</b>	+1.095	17:02:56.722
7	<b>31.461</b>	+1.039	17:03:28.183
8	<b>31.510</b>	+1.088	17:03:59.693
9	<b>31.908</b>	+1.486	17:04:31.601
10	<b>31.359</b>	+0.937	17:05:02.960
11	<b>32.535</b>	+2.113	17:05:35.495
12	<b>32.029</b>	+1.607	17:06:07.524
13	<b>31.937</b>	+1.515	17:06:39.461
14	<b>32.973</b>	+2.551	17:07:12.434
15	<b>33.055</b>	+2.633	17:07:45.489

Lap	Lap Tm	Diff	Time of Day
<b>(259) Julien Lebeau</b>			
1			17:00:18.923
2	<b>29.742</b>		17:00:48.665
3	<b>30.193</b>	+0.451	17:01:18.858
4	<b>30.511</b>	+0.769	17:01:49.369
5	<b>31.044</b>	+1.302	17:02:20.413
6	<b>31.647</b>	+1.905	17:02:52.060
7	<b>31.128</b>	+1.386	17:03:23.188
8	<b>31.418</b>	+1.676	17:03:54.606
9	<b>31.830</b>	+2.088	17:04:26.436
10	<b>32.774</b>	+3.032	17:04:59.210
11	<b>31.564</b>	+1.822	17:05:30.774
12	<b>35.577</b>	+5.835	17:06:06.351
13	<b>34.475</b>	+4.733	17:06:40.826
14	<b>35.313</b>	+5.571	17:07:16.139
15	<b>37.059</b>	+7.317	17:07:53.198

Lap	Lap Tm	Diff	Time of Day
<b>(324) Maxime Charlier</b>			
1			17:00:22.044
2	<b>31.988</b>	+0.408	17:00:54.032
3	<b>32.153</b>	+0.573	17:01:26.185
4	<b>31.580</b>		17:01:57.765
5	<b>31.770</b>	+0.190	17:02:29.535
6	<b>32.174</b>	+0.594	17:03:01.709
7	<b>32.737</b>	+1.157	17:03:34.446
8	<b>32.525</b>	+0.945	17:04:06.971
9	<b>32.688</b>	+1.108	17:04:39.659
10	<b>32.802</b>	+1.222	17:05:12.461
11	<b>32.811</b>	+1.231	17:05:45.272
12	<b>33.223</b>	+1.643	17:06:18.495
13	<b>33.314</b>	+1.734	17:06:51.809
14	<b>33.126</b>	+1.546	17:07:24.935
15	<b>33.682</b>	+2.102	17:07:58.617

Lap	Lap Tm	Diff	Time of Day
<b>(11) Calvin Fonvielle</b>			
1			17:00:24.880
2	<b>32.281</b>	+0.822	17:00:57.161
3	<b>31.595</b>	+0.136	17:01:28.756
4	<b>34.632</b>	+3.173	17:02:03.388
5	<b>32.686</b>	+1.227	17:02:36.074
6	<b>31.459</b>		17:03:07.533
7	<b>32.250</b>	+0.791	17:03:39.783
8	<b>32.040</b>	+0.581	17:04:11.823
9	<b>31.943</b>	+0.484	17:04:43.766
10	<b>32.656</b>	+1.197	17:05:16.422
11	<b>31.758</b>	+0.299	17:05:48.180


Lap	Lap Tm	Diff	Time of Day
12	<b>33.234</b>	+1.775	17:06:21.414
13	<b>32.134</b>	+0.675	17:06:53.548
14	<b>32.928</b>	+1.469	17:07:26.476
15	<b>33.515</b>	+2.056	17:07:59.991

Lap	Lap Tm	Diff	Time of Day
<b>(96) Carl Ostermann</b>			
1			17:00:25.952
2	<b>32.344</b>	+0.761	17:00:58.296
3	<b>32.413</b>	+0.830	17:01:30.709
4	<b>34.248</b>	+2.665	17:02:04.957
5	<b>33.395</b>	+1.812	17:02:38.352
6	<b>32.025</b>	+0.442	17:03:10.377
7	<b>32.500</b>	+0.917	17:03:42.877
8	<b>31.583</b>		17:04:14.460
9	<b>31.723</b>	+0.140	17:04:46.183
10	<b>32.569</b>	+0.986	17:05:18.752
11	<b>32.333</b>	+0.750	17:05:51.085
12	<b>32.340</b>	+0.757	17:06:23.425
13	<b>32.287</b>	+0.704	17:06:55.712
14	<b>33.013</b>	+1.430	17:07:28.725
15	<b>33.383</b>	+1.800	17:08:02.108


Lap	Lap Tm	Diff	Time of Day
<b>(22) Mickael Lamarque</b>			
1			17:00:24.348
2	<b>32.584</b>	+0.642	17:00:56.932
3	<b>32.914</b>	+0.972	17:01:29.846
4	<b>34.271</b>	+2.329	17:02:04.117
5	<b>32.488</b>	+0.546	17:02:36.605
6	<b>32.946</b>	+1.004	17:03:09.551
7	<b>32.168</b>	+0.226	17:03:41.719
8	<b>31.942</b>		17:04:13.661
9	<b>32.063</b>	+0.121	17:04:45.724
10	<b>32.259</b>	+0.317	17:05:17.983
11	<b>32.506</b>	+0.564	17:05:50.489
12	<b>33.079</b>	+1.137	17:06:23.568
13	<b>33.572</b>	+1.630	17:06:57.140
14	<b>34.452</b>	+2.510	17:07:31.592

Lap	Lap Tm	Diff	Time of Day
<b>(260) Nico Koch</b>			
1			17:00:22.576
2	<b>34.168</b>	+2.105	17:00:56.744
3	<b>32.710</b>	+0.647	17:01:29.454
4	<b>36.079</b>	+4.016	17:02:05.533
5	<b>32.281</b>	+0.218	17:02:37.814
6	<b>34.021</b>	+1.958	17:03:11.835
7	<b>32.530</b>	+0.467	17:03:44.365
8	<b>32.063</b>		17:04:16.428
9	<b>32.479</b>	+0.416	17:04:48.907
10	<b>32.759</b>	+0.696	17:05:21.666
11	<b>32.261</b>	+0.198	17:05:53.927
12	<b>33.091</b>	+1.028	17:06:27.018
13	<b>54.438</b>	+22.375	17:07:21.456
14	<b>34.059</b>	+1.996	17:07:55.515

Lap	Lap Tm	Diff	Time of Day
<b>(965) Hugo Manzato</b>			
1			17:00:23.846
2	<b>31.921</b>		17:00:55.767
3	<b>32.556</b>	+0.635	17:01:28.323
4	<b>35.006</b>	+3.085	17:02:03.329
5	<b>32.006</b>	+0.085	17:02:35.335
6	<b>35.840</b>	+3.919	17:03:11.175
7	<b>34.465</b>	+2.544	17:03:45.640
8	<b>37.948</b>	+6.027	17:04:23.588
9	<b>36.817</b>	+4.896	17:05:00.405
10	<b>37.602</b>	+5.681	17:05:38.007
11	<b>35.740</b>	+3.819	17:06:13.747

Timekeeping Meik Wagner: 

Clerk of the course Roland Brüss: 

Chief Referee Olaf Noack: 

Reg. Nr SX-13418/22 IMN 297/18 EMN 21/305






**Int. 38. ADAC Super-Cross Dortmund 2023**

**SX2 Dortmund 0,306 Km**

**FINAL 15.01.2023 16:37**

**Race (15 Laps) started at 16:59:58**

Lap	Lap Tm	Diff	Time of Day	Lap	Lap Tm	Diff	Time of Day	Lap	Lap Tm	Diff	Time of Day
12	36.159	+4.238	17:06:49.906								
13	37.832	+5.911	17:07:27.738								
14	38.781	+6.860	17:08:06.519								

Timekeeping Meik Wagner:  Clerk of the course Roland Brüss: 

Chief Referee Olaf Noack:  Reg. Nr SX-13418/22 IMN 297/18 EMN 21/305

Printed: 15.01.2023 17:09:22 posted at: h





ADAC Westfalen e.V.

Official Timing www.camp-company.de

**Int. 38. ADAC Supercross Dortmund 2020****Class SX2****Tracklength: 300 m****Eventresult Prinz von Dortmund****13-15 of January 2023**

Pos.	No.	Name	Nat.	Bike	Entrant / Team	Friday R1		Saturday R2		Sunday R3		total Points
						Pts.	Pos.	Pts.	Pos.	Pts.	Pos.	
1	72	Imbert, Lucas	DEU	Yamaha	Sturm Racing Team	22	2	16	5	25	1	<b>63</b>
2	170	Irsuti, Yannis	FRA	Kawasaki	Kawasaki Elf Team Pfeil	13	8	25	1	22	2	<b>60</b>
3	259	Lebeau, Julien	FRA	Kawasaki	Kawasaki Elf Team Pfeil	25	1	18	4	15	6	<b>58</b>
4	773	Do, Thomas	FRA	Honda	Sturm STC Racing Team	16	5	20	3	20	3	<b>56</b>
5	11	Fonvielle, Calvin	FRA	KTM	KTM Sarholz Racing Team	14	7	22	2	13	8	<b>49</b>
6	221	Ballanger, Kevin	FRA	Yamaha	PrivateerMX	15	6	15	6	16	5	<b>46</b>
7	101	Xurxo, Prol	ESP	GasGas	PrivateerMX	10	11	9	12	18	4	<b>37</b>
8	831	Maylin, Brice	FRA	Husqvarna	Sturm Racing Team	20	3	13	8	0	x	<b>33</b>
9	260	Koch, Nico	DEU	GasGas	Becker Racing	11	10	12	9	10	11	<b>33</b>
10	96	Ostermann, Carl	DEU	Husqvarna	BULLS.Xtreme HUSQVARNA SX Racir	18	4	0	x	12	9	<b>30</b>
11	252	Bloy, Paul	DEU	KTM	S-TECH RACING PRODUCTS	12	9	14	7	0	x	<b>26</b>
12	324	Charlier, Maxime	FRA	KTM	KTM Sarholz Racing Team	0	x	10	11	14	7	<b>24</b>
13	965	Manzato, Hugo	FRA	Husqvarna	VisuAlz Production	0	x	11	10	9	12	<b>20</b>
14	22	Lamarque, Mickael	FRA	KTM	HFour Racing Team	0	DNS	0	x	11	10	<b>11</b>

**Announcements: These results are provisional until the conclusion of any judicial and technical matters**

Clerk of the course Roland Brüss:

Chief Referee Olaf Noack:

Timekeeping Meik Wagner:

Posted at:

h

Printed: 15.01.2023 17:10

SX-13418/22 / EMN 21/305 IMN 297/18

