

Int. 36. ADAC Super-Cross Dortmund 2019

SX1

Dortmund 0,300 Km

QUALIFYING A

Group A

13.01.2019 10:24

Qualifying

No.	Name	Entrant/Team	Bike
4	Dominique THURY	Team DIGA-Procross	Husqvarna
15	Kim SCHAFFTER	HFour Racing Team by Energybody Systems	Kawasaki
20	Gregory ARANDA	Sturm Racing Team	Kawasaki
64	Khoun-Sith VONGSANA	KMP-Honda-Racing-Team	Honda
69	Tyler BOWERS	monster-energy-kawasaki- elf-team-pfeil	Kawasaki
70	Dakota ALIX	KTM Sarholz Racing Team	KTM
86	Ryan BREECE	Meyer Racing Team	Yamaha
137	Adrien ESCOFFIER	Meyer Racing Team	Honda
871	Fabien IZOIRD	monster-energy-kawasaki- elf-team-pfeil	Kawasaki
952	Ludovic MACLER	KMP-Honda-Racing-Team	Honda

Int. 36. ADAC Super-Cross Dortmund 2019

SX1

Dortmund 0,300 Km

QUALIFYING B

Group B

13.01.2019 10:32

Qualifying

No.	Name	Entrant/Team	Bike
2	Florent RICHIER	Team Waldmann	Honda
3	Nicolas AUBIN	stielergruppe.mx Johannes-Bikes Suzuki	Suzuki
10	Mathew BAYLISS	Becker Racing	Honda
79	Nic SCHMIDT	TEAM CASTROL POWER 1 SUZUKI MOTO-BASE	Suzuki
225	Charles LE FRANCOIS	Team Twenty Suspension	Suzuki
338	Ashley GREEDY	Team Twenty Suspension	Husquarna
707	Robin KAPPEL	VisuAlz Production by Racegas.de	Kawasaki
737	Valentin TEILLET	Sturm Racing Team	KTM
963	John SHORT	STC Racing	Yamaha

Int. 36. ADAC Super-Cross Dortmund 2019

SX1

Dortmund 0,300 Km

QUALIFYING C

Group C

13.01.2019 10:40

Qualifying

No.	Name	Entrant/Team	Bike
12	Nil ARCARONS	stielergruppe.mx Johannes-Bikes Suzuki	Suzuki
71	Cole MARTINEZ	TEAM CASTROL POWER 1 SUZUKI MOTO-BASE	Suzuki
76	Jacob WILLIAMSON	Team Twenty Suspension	Suzuki
85	Cédric SOUBEYRAS	TEAM CASTROL POWER 1 SUZUKI MOTO-BASE	Suzuki
134	Filip NEUGEBAUER	monster-energy-kawasaki- elf-team-pfeil	Kawasaki
149	Dennis ULLRICH	2-Stroke Revolution Racing	KTM
412	Frederick GOUL-JENSEN	STC Racing	
511	Steven CLARKE	Sturm Racing Team	Honda
969	Carlos FERNANDES MACAN/	KTM Sarholz Racing Team	KTM





Int. 36. ADAC Super-Cross Dortmund 2019

SX1

Dortmund 0,300 Km

QUALIFYING A

13.01.2019 10:24

Qualifying started at 10:28:22

Pos	No.	Name	Nat.	Bike	Entrant/Team	Laps	Best Tm	Diff	In Lap	km/h
1	20	Gregory ARANDA	FRA	Kawasaki	Sturm Racing Team	8	26.643		7	40,536
2	69	Tyler BOWERS	USA	Kawasaki	monster-energy-kawasaki- elf-team-pfeil	10	26.819	0.176	6	40,270
3	871	Fabien IZOIRD	FRA	Kawasaki	monster-energy-kawasaki- elf-team-pfeil	10	26.883	0.240	9	40,174
4	86	Ryan BREECE	USA	Yamaha	Meyer Racing Team	11	26.944	0.301	7	40,083
5	137	Adrien ESCOFFIER	FRA	Honda	Meyer Racing Team	11	27.062	0.419	3	39,908
6	4	Dominique THURY	DEU	Husqvarna	Team DIGA-Procross	10	27.312	0.669	8	39,543
7	64	Khoun-Sith VONGSANA	USA	Honda	KMP-Honda-Racing-Team	8	27.652	1.009	4	39,057
8	70	Dakota ALIX	USA	KTM	KTM Sarholz Racing Team	11	27.948	1.305	6	38,643
9	952	Ludovic MACLER	FRA	Honda	KMP-Honda-Racing-Team	11	27.951	1.308	7	38,639
10	15	Kim SCHAFFTER	CHE	Kawasaki	HFour Racing Team by Energybody Systems	10	28.953	2.310	9	37,302

Announcements

These results are provisional until the conclusion of any judicial and technical matters!

Int. 36. ADAC Super-Cross Dortmund 2019
SX1
Dortmund 0,300 Km
QUALIFYING A
13.01.2019 10:24
Qualifying started at 10:28:22

Lap	Lap Tm	Diff	Time of Day
(20) Gregory ARANDA			
1	44.638	+17.995	10:29:20.350
2	29.273	+2.630	10:29:49.623
3	56.737	+30.094	10:30:46.360
4	26.889	+0.246	10:31:13.249
5	56.770	+30.127	10:32:10.019
6	49.929	+23.286	10:32:59.948
7	26.643		10:33:26.591
8	57.791	+31.148	10:34:24.382

Lap	Lap Tm	Diff	Time of Day
(69) Tyler BOWERS			
1	40.866	+14.047	10:29:22.005
2	27.835	+1.016	10:29:49.840
3	27.267	+0.448	10:30:17.107
4	54.565	+27.746	10:31:11.672
5	27.007	+0.188	10:31:38.679
6	26.819		10:32:05.498
7	55.828	+29.009	10:33:01.326
8	45.738	+18.919	10:33:47.064
9	28.244	+1.425	10:34:15.308
10	30.157	+3.338	10:34:45.465

Lap	Lap Tm	Diff	Time of Day
(871) Fabien IZOIRD			
1	45.935	+19.052	10:29:23.627
2	27.398	+0.515	10:29:51.025
3	50.681	+23.798	10:30:41.706
4	41.115	+14.232	10:31:22.821
5	27.355	+0.472	10:31:50.176
6	36.326	+9.443	10:32:26.502
7	27.033	+0.150	10:32:53.535
8	38.822	+11.939	10:33:32.357
9	26.883		10:33:59.240
10	39.271	+12.388	10:34:38.511

Lap	Lap Tm	Diff	Time of Day
(86) Ryan BREECE			
1	35.199	+8.255	10:29:12.214
2	27.469	+0.525	10:29:39.683
3	27.607	+0.663	10:30:07.290
4	27.803	+0.859	10:30:35.093
5	40.470	+13.526	10:31:15.563
6	32.915	+5.971	10:31:48.478
7	26.944		10:32:15.422
8	46.655	+19.711	10:33:02.077
9	42.258	+15.314	10:33:44.335
10	27.608	+0.664	10:34:11.943
11	44.402	+17.458	10:34:56.345

Lap	Lap Tm	Diff	Time of Day
(137) Adrien ESCOFFIER			
1	37.186	+10.124	10:29:07.974
2	37.636	+10.574	10:29:45.610
3	27.062		10:30:12.672
4	40.685	+13.623	10:30:53.357
5	36.846	+9.784	10:31:30.203
6	27.605	+0.543	10:31:57.808
7	38.187	+11.125	10:32:35.995
8	27.145	+0.083	10:33:03.140
9	49.085	+22.023	10:33:52.225
10	27.262	+0.200	10:34:19.487
11	46.627	+19.565	10:35:06.114

Lap	Lap Tm	Diff	Time of Day
(4) Dominique THURY			
1	35.860	+8.548	10:28:59.048
2	28.380	+1.068	10:29:27.428
3	27.744	+0.432	10:29:55.172
4	44.754	+17.442	10:30:39.926

Lap	Lap Tm	Diff	Time of Day
5	46.991	+19.679	10:31:26.917
6	27.361	+0.049	10:31:54.278
7	35.537	+8.225	10:32:29.815
8	27.312		10:32:57.127
9	45.111	+17.799	10:33:42.238
10	27.384	+0.072	10:34:09.622

Lap	Lap Tm	Diff	Time of Day
(64) Khoun-Sith VONGSANA			
1	35.892	+8.240	10:29:00.864
2	28.540	+0.888	10:29:29.404
3	54.180	+26.528	10:30:23.584
4	27.652		10:30:51.236
5	1:47.444	+1:19.792	10:32:38.680
6	33.612	+5.960	10:33:12.292
7	27.673	+0.021	10:33:39.965
8	46.312	+18.660	10:34:26.277

Lap	Lap Tm	Diff	Time of Day
(70) Dakota ALIX			
1	36.429	+8.481	10:29:01.929
2	29.383	+1.435	10:29:31.312
3	30.821	+2.873	10:30:02.133
4	45.719	+17.771	10:30:47.852
5	28.870	+0.922	10:31:16.722
6	27.948		10:31:44.670
7	36.789	+8.841	10:32:21.459
8	30.680	+2.732	10:32:52.139
9	42.886	+14.938	10:33:35.025
10	30.995	+3.047	10:34:06.020
11	28.684	+0.736	10:34:34.704

Lap	Lap Tm	Diff	Time of Day
(952) Ludovic MACLER			
1	35.948	+7.997	10:29:03.490
2	28.597	+0.646	10:29:32.087
3	33.944	+5.993	10:30:06.031
4	28.424	+0.473	10:30:34.455
5	28.554	+0.603	10:31:03.009
6	43.732	+15.781	10:31:46.741
7	27.951		10:32:14.692
8	52.344	+24.393	10:33:07.036
9	38.576	+10.625	10:33:45.612
10	28.371	+0.420	10:34:13.983
11	34.398	+6.447	10:34:48.381

Lap	Lap Tm	Diff	Time of Day
(15) Kim SCHAFFTER			
1	38.400	+9.447	10:29:05.506
2	29.156	+0.203	10:29:34.662
3	44.032	+15.079	10:30:18.694
4	36.701	+7.748	10:30:55.395
5	36.485	+7.532	10:31:31.880
6	29.025	+0.072	10:32:00.905
7	43.508	+14.555	10:32:44.413
8	36.177	+7.224	10:33:20.590
9	28.953		10:33:49.543
10	41.469	+12.516	10:34:31.012

Int. 36. ADAC Super-Cross Dortmund 2019

SX1

Dortmund 0,300 Km

QUALIFYING B

13.01.2019 10:32

Qualifying started at 10:35:37

Pos	No.	Name	Nat.	Bike	Entrant/Team	Laps	Best Tm	Diff	In Lap	km/h
1	963	John SHORT	USA	Yamaha	STC Racing	11	26.445		4	40,839
2	737	Valentin TEILLET	FRA	KTM	Sturm Racing Team	9	26.693	0.248	5	40,460
3	225	Charles LE FRANCOIS	FRA	Suzuki	Team Twenty Suspension	10	26.833	0.388	7	40,249
4	76	Jacob WILLIAMSON	USA	Suzuki	Team Twenty Suspension	8	27.030	0.585	6	39,956
5	3	Nicolas AUBIN	FRA	Suzuki	stielergruppe.mx Johannes-Bikes Suzuki	10	27.052	0.607	6	39,923
6	2	Florent RICHIER	FRA	Honda	Team Waldmann	10	27.339	0.894	10	39,504
7	79	Nic SCHMIDT	USA	Suzuki	TEAM CASTROL POWER 1 SUZUKI MOTO-BASE	10	27.497	1.052	8	39,277
8	338	Ashley GREEDY	GBR	Husquarna	Team Twenty Suspension	10	27.562	1.117	9	39,184
9	707	Robin KAPPEL	FRA	Kawasaki	VisuAlz Production by Racegas.de	8	27.578	1.133	6	39,162
10	10	Mathew BAYLISS	GBR	Honda	Becker Racing	10	27.703	1.258	7	38,985

Announcements

These results are provisional until the conclusion of any judicial and technical matters!





Int. 36. ADAC Super-Cross Dortmund 2019
SX1
Dortmund 0,300 Km
QUALIFYING B
13.01.2019 10:32
Qualifying started at 10:35:37

Lap	Lap Tm	Diff	Time of Day
(963) John SHORT			
1	39.065	+12.620	10:36:20.965
2	27.529	+1.084	10:36:48.494
3	42.082	+15.637	10:37:30.576
4	26.445		10:37:57.021
5	42.084	+15.639	10:38:39.105
6	29.980	+3.535	10:39:09.085
7	28.843	+2.398	10:39:37.928
8	30.049	+3.604	10:40:07.977
9	33.852	+7.407	10:40:41.829
10	39.996	+13.551	10:41:21.825
11	28.010	+1.565	10:41:49.835

Lap	Lap Tm	Diff	Time of Day
(737) Valentin TEILLET			
1	38.789	+12.096	10:36:20.092
2	27.149	+0.456	10:36:47.241
3	54.886	+28.193	10:37:42.127
4	36.117	+9.424	10:38:18.244
5	26.693		10:38:44.937
6	1:05.113	+38.420	10:39:50.050
7	26.750	+0.057	10:40:16.800
8	56.173	+29.480	10:41:12.973
9	39.635	+12.942	10:41:52.608

Lap	Lap Tm	Diff	Time of Day
(225) Charles LE FRANCOIS			
1	34.140	+7.307	10:36:11.234
2	27.170	+0.337	10:36:38.404
3	47.385	+20.552	10:37:25.789
4	27.238	+0.405	10:37:53.027
5	50.082	+23.249	10:38:43.109
6	52.271	+25.438	10:39:35.380
7	26.833		10:40:02.213
8	1:08.187	+41.354	10:41:10.400
9	26.959	+0.126	10:41:37.359
10	52.896	+26.063	10:42:30.255

Lap	Lap Tm	Diff	Time of Day
(76) Jacob WILLIAMSON			
1	38.153	+11.123	10:36:25.355
2	27.806	+0.776	10:36:53.161
3	31.150	+4.120	10:37:24.311
4	27.507	+0.477	10:37:51.818
5	44.904	+17.874	10:38:36.722
6	27.030		10:39:03.752
7	27.323	+0.293	10:39:31.075
8	43.476	+16.446	10:40:14.551

Lap	Lap Tm	Diff	Time of Day
(3) Nicolas AUBIN			
1	42.556	+15.504	10:36:45.941
2	45.551	+18.499	10:37:31.492
3	32.116	+5.064	10:38:03.608
4	27.479	+0.427	10:38:31.087
5	42.039	+14.987	10:39:13.126
6	27.052		10:39:40.178
7	35.844	+8.792	10:40:16.022
8	32.070	+5.018	10:40:48.092
9	27.093	+0.041	10:41:15.185
10	39.668	+12.616	10:41:54.853

Lap	Lap Tm	Diff	Time of Day
(2) Florent RICHIER			
1	58.475	+31.136	10:36:36.586
2	27.698	+0.359	10:37:04.284
3	41.213	+13.874	10:37:45.497
4	27.759	+0.420	10:38:13.256
5	42.781	+15.442	10:38:56.037
6	34.795	+7.456	10:39:30.832

Lap	Lap Tm	Diff	Time of Day
7	27.492	+0.153	10:39:58.324
8	29.142	+1.803	10:40:27.466
9	40.006	+12.667	10:41:07.472
10	27.339		10:41:34.811

Lap	Lap Tm	Diff	Time of Day
(79) Nic SCHMIDT			
1	35.061	+7.564	10:36:14.876
2	27.634	+0.137	10:36:42.510
3	46.977	+19.480	10:37:29.487
4	55.202	+27.705	10:38:24.689
5	28.921	+1.424	10:38:53.610
6	27.728	+0.231	10:39:21.338
7	32.917	+5.420	10:39:54.255
8	27.497		10:40:21.752
9	37.919	+10.422	10:40:59.671
10	27.558	+0.061	10:41:27.229

Lap	Lap Tm	Diff	Time of Day
(338) Ashley GREEDY			
1	37.282	+9.720	10:36:16.671
2	28.522	+0.960	10:36:45.193
3	51.895	+24.333	10:37:37.088
4	28.763	+1.201	10:38:05.851
5	51.954	+24.392	10:38:57.805
6	28.385	+0.823	10:39:26.190
7	1:05.019	+37.457	10:40:31.209
8	42.958	+15.396	10:41:14.167
9	27.562		10:41:41.729
10	50.530	+22.968	10:42:32.259

Lap	Lap Tm	Diff	Time of Day
(707) Robin KAPPEL			
1	45.420	+17.842	10:36:26.279
2	35.569	+7.991	10:37:01.848
3	31.557	+3.979	10:37:33.405
4	28.217	+0.639	10:38:01.622
5	46.443	+18.865	10:38:48.065
6	27.578		10:39:15.643
7	45.005	+17.427	10:40:00.648
8	1:18.449	+50.871	10:41:19.097

Lap	Lap Tm	Diff	Time of Day
(10) Mathew BAYLISS			
1	39.109	+11.406	10:36:22.881
2	28.082	+0.379	10:36:50.963
3	35.615	+7.912	10:37:26.578
4	28.459	+0.756	10:37:55.037
5	38.325	+10.622	10:38:33.362
6	40.864	+13.161	10:39:14.226
7	27.703		10:39:41.929
8	42.136	+14.433	10:40:24.065
9	37.580	+9.877	10:41:01.645
10	34.771	+7.068	10:41:36.416

Int. 36. ADAC Super-Cross Dortmund 2019

SX1

Dortmund 0,300 Km

QUALIFYING C

13.01.2019 10:40

Qualifying started at 10:43:26

Pos	No.	Name	Nat.	Bike	Entrant/Team	Laps	Best Tm	Diff	In Lap	km/h
1	85	Cédric SOUBEYRAS	FRA	Suzuki	TEAM CASTROL POWER 1 SUZUKI MOTO-BASE	10	26.631		6	40,554
2	149	Dennis ULLRICH	DEU	KTM	2-Stroke Revolution Racing	10	27.592	0.961	8	39,142
3	412	Frederick GOUL-JENSEN	DNK		STC Racing	11	27.616	0.985	9	39,108
4	134	Filip NEUGEBAUER	CZE	Kawasaki	monster-energy-kawasaki- elf-team-pfeil	11	27.726	1.095	6	38,953
5	71	Cole MARTINEZ	USA	Suzuki	TEAM CASTROL POWER 1 SUZUKI MOTO-BASE	10	27.875	1.244	10	38,744
6	12	Nil ARCARONS	ESP	Suzuki	stielergruppe.mx Johannes-Bikes Suzuki	10	28.658	2.027	7	37,686
7	969	Carlos FERNANDES MACA	ESP	KTM	KTM Sarholz Racing Team	9	29.183	2.552	6	37,008
Not classified										
NS	511	Steven CLARKE	GBR	Honda	Sturm Racing Team				0	-

Announcements

These results are provisional until the conclusion of any judicial and technical matters!

Int. 36. ADAC Super-Cross Dortmund 2019
SX1
Dortmund 0,300 Km
QUALIFYING C
13.01.2019 10:40
Qualifying started at 10:43:26

Lap	Lap Tm	Diff	Time of Day
(85) Cédric SOUBEYRAS			
1	42.425	+15.794	10:44:14.525
2	27.490	+0.859	10:44:42.015
3	36.882	+10.251	10:45:18.897
4	27.234	+0.603	10:45:46.131
5	1:03.665	+37.034	10:46:49.796
6	26.631		10:47:16.427
7	43.826	+17.195	10:48:00.253
8	30.353	+3.722	10:48:30.606
9	27.046	+0.415	10:48:57.652
10	45.344	+18.713	10:49:42.996

Lap	Lap Tm	Diff	Time of Day
(149) Dennis ULLRICH			
1	45.358	+17.766	10:44:18.138
2	30.630	+3.038	10:44:48.768
3	27.989	+0.397	10:45:16.757
4	44.531	+16.939	10:46:01.288
5	36.284	+8.692	10:46:37.572
6	27.621	+0.029	10:47:05.193
7	45.280	+17.688	10:47:50.473
8	27.592		10:48:18.065
9	52.715	+25.123	10:49:10.780
10	29.268	+1.676	10:49:40.048

Lap	Lap Tm	Diff	Time of Day
(412) Frederick GOUL-JENSEN			
1	37.506	+9.890	10:44:08.164
2	28.644	+1.028	10:44:36.808
3	29.133	+1.517	10:45:05.941
4	49.239	+21.623	10:45:55.180
5	28.275	+0.659	10:46:23.455
6	47.506	+19.890	10:47:10.961
7	28.123	+0.507	10:47:39.084
8	45.894	+18.278	10:48:24.978
9	27.616		10:48:52.594
10	40.554	+12.938	10:49:33.148
11	42.686	+15.070	10:50:15.834

Lap	Lap Tm	Diff	Time of Day
(134) Filip NEUGEBAUER			
1	33.043	+5.317	10:44:01.049
2	31.954	+4.228	10:44:33.003
3	28.051	+0.325	10:45:01.054
4	28.008	+0.282	10:45:29.062
5	48.294	+20.568	10:46:17.356
6	27.726		10:46:45.082
7	45.650	+17.924	10:47:30.732
8	31.248	+3.522	10:48:01.980
9	32.791	+5.065	10:48:34.771
10	28.228	+0.502	10:49:02.999
11	42.699	+14.973	10:49:45.698

Lap	Lap Tm	Diff	Time of Day
(71) Cole MARTINEZ			
1	52.686	+24.811	10:44:26.310
2	32.103	+4.228	10:44:58.413
3	36.666	+8.791	10:45:35.079
4	28.359	+0.484	10:46:03.438
5	28.272	+0.397	10:46:31.710
6	48.976	+21.101	10:47:20.686
7	27.927	+0.052	10:47:48.613
8	27.991	+0.116	10:48:16.604
9	48.271	+20.396	10:49:04.875
10	27.875		10:49:32.750

Lap	Lap Tm	Diff	Time of Day
(12) Nil ARCARONS			
1	38.557	+9.899	10:44:09.397
2	35.800	+7.142	10:44:45.197

Lap	Lap Tm	Diff	Time of Day
3	29.338	+0.680	10:45:14.535
4	43.650	+14.992	10:45:58.185
5	28.870	+0.212	10:46:27.055
6	45.298	+16.640	10:47:12.353
7	28.658		10:47:41.011
8	45.705	+17.047	10:48:26.716
9	28.920	+0.262	10:48:55.636
10	58.021	+29.363	10:49:53.657

Lap	Lap Tm	Diff	Time of Day
(969) Carlos FERNANDES MACANAS			
1	37.045	+7.862	10:44:05.875
2	30.110	+0.927	10:44:35.985
3	45.407	+16.224	10:45:21.392
4	29.668	+0.485	10:45:51.060
5	47.861	+18.678	10:46:38.921
6	29.183		10:47:08.104
7	43.681	+14.498	10:47:51.785
8	51.802	+22.619	10:48:43.587
9	29.327	+0.144	10:49:12.914

Lap	Lap Tm	Diff	Time of Day
-----	--------	------	-------------



Int. 36. ADAC Supercross Dortmund 2019

Class SX1

Tracklength: 300 m

Last Chance Qualifying D

Sunday 13th of January

Pos.	No.	Name	FNM	Nat./Hometown	Trademark	Entrant / Team
1	64	VONGSANA, Khoun-Sith	FFM	USA	Honda	KMP-Honda-Racing-Team
2	79	SCHMIDT, Nic	AMA	USA	Suzuki	TEAM CASTROL POWER 1 SUZUKI MOTO
3	969	FERNANDES MACANAS, Car	RFME	ESP	KTM	KTM Sarholz Racing Team
4	70	ALIX, Dakota	AMA	USA	KTM	KTM Sarholz Racing Team
5	338	GREEDY, Ashley	ACU	GBR	Husquarna	Team Twenty Suspension
6	952	MACLER, Ludovic	FFM	FRA	Honda	KMP-Honda-Racing-Team
7	707	KAPPEL, Robin	FFM	FRA	Kawasaki	VisuAlz Production by Racegas.de
8	15	SCHAFFTER, Kim	FMS	CHE	Kawasaki	HFour Racing Team by Energybody Systems
9	10	BAYLISS, Mathew	ACU	GBR	Honda	Becker Racing

Announcements: These results are provisional until the conclusion of any judicial and technical matters

Clerk of the course Roland Brüss:

Chief Referee Olaf Noack:

Timekeeping Meik Wagner

Posted at: h

Printed: 13.01.2019 10:53

Reg. Nr SX 01/19 / FIM EMN 297/21 IMN 297/18



Int. 36. ADAC Super-Cross Dortmund 2019

SX1

Dortmund 0,300 Km

LAST CHANCE QUALI RACE

13.01.2019 11:14

Race (8 Laps) started at 11:14:38

Pos	No.	Name	Nat.	Bike	Entrant/Team	Laps	Total Tm	Diff	Best Tm	In Lap	Points
1	10	Mathew BAYLISS	GBR	Honda	Becker Racing	8	3:47.939		28.878	5	0
2	79	Nic SCHMIDT	USA	Suzuki	TEAM CASTROL POWER 1 SUZUKI MOTO-BASE	8	3:48.825	0.886	28.715	7	0
3	952	Ludovic MACLER	FRA	Honda	KMP-Honda-Racing-Team	8	3:49.710	1.771	28.568	7	0
4	707	Robin KAPPEL	FRA	Kawasaki	VisuAlz Production by Racegas.de	8	3:52.033	4.094	29.513	7	0
5	338	Ashley GREEDY	GBR	Husquarna	Team Twenty Suspension	8	3:52.977	5.038	28.885	8	0
6	15	Kim SCHAFFTER	CHE	Kawasaki	HFour Racing Team by Energybody Systems	8	3:56.584	8.645	29.962	5	0
7	64	Khoun-Sith VONGSANA	USA	Honda	KMP-Honda-Racing-Team	8	4:06.142	18.203	30.281	3	0
8	969	Carlos FERNANDES MA	ESP	KTM	KTM Sarholz Racing Team	8	4:07.562	19.623	31.045	4	0

Announcements

These results are provisional until the conclusion of any judicial and technical matters!

Margin of Victory	Ø km/h	Best Lap Tm	km/h	Best Lap by
0.886	37,905	28.568	37,805	952 - Ludovic MACLER

Int. 36. ADAC Super-Cross Dortmund 2019
SX1
Dortmund 0,300 Km
LAST CHANCE QUALI RACE
13.01.2019 11:14
Race (8 Laps) started at 11:14:38

Lap	Lap Tm	Diff	Time of Day
(10) Mathew BAYLISS			
1			11:14:59.166
2	29.784	+0.906	11:15:28.950
3	30.518	+1.640	11:15:59.468
4	29.161	+0.283	11:16:28.629
5	28.878		11:16:57.507
6	29.586	+0.708	11:17:27.093
7	29.146	+0.268	11:17:56.239
8	29.760	+0.882	11:18:25.999

Lap	Lap Tm	Diff	Time of Day
(79) Nic SCHMIDT			
1			11:15:00.454
2	29.835	+1.120	11:15:30.289
3	30.840	+2.125	11:16:01.129
4	29.039	+0.324	11:16:30.168
5	28.768	+0.053	11:16:58.936
6	29.602	+0.887	11:17:28.538
7	28.715		11:17:57.253
8	29.632	+0.917	11:18:26.885

Lap	Lap Tm	Diff	Time of Day
(952) Ludovic MACLER			
1			11:14:59.993
2	29.895	+1.327	11:15:29.888
3	30.854	+2.286	11:16:00.742
4	30.032	+1.464	11:16:30.774
5	29.899	+1.331	11:17:00.673
6	29.045	+0.477	11:17:29.718
7	28.568		11:17:58.286
8	29.484	+0.916	11:18:27.770

Lap	Lap Tm	Diff	Time of Day
(707) Robin KAPPEL			
1			11:14:59.713
2	29.672	+0.159	11:15:29.385
3	30.740	+1.227	11:16:00.125
4	29.669	+0.156	11:16:29.794
5	30.156	+0.643	11:16:59.950
6	31.000	+1.487	11:17:30.950
7	29.513		11:18:00.463
8	29.630	+0.117	11:18:30.093

Lap	Lap Tm	Diff	Time of Day
(338) Ashley GREEDY			
1			11:15:00.896
2	30.165	+1.280	11:15:31.061
3	30.484	+1.599	11:16:01.545
4	29.987	+1.102	11:16:31.532
5	29.809	+0.924	11:17:01.341
6	30.140	+1.255	11:17:31.481
7	30.671	+1.786	11:18:02.152
8	28.885		11:18:31.037

Lap	Lap Tm	Diff	Time of Day
(15) Kim SCHAFFTER			
1			11:15:01.444
2	30.954	+0.992	11:15:32.398
3	30.267	+0.305	11:16:02.665
4	30.295	+0.333	11:16:32.960
5	29.962		11:17:02.922
6	30.930	+0.968	11:17:33.852
7	30.570	+0.608	11:18:04.422
8	30.222	+0.260	11:18:34.644

Lap	Lap Tm	Diff	Time of Day
(64) Khoun-Sith VONGSANA			
1			11:15:02.758
2	31.035	+0.754	11:15:33.793
3	30.281		11:16:04.074
4	31.515	+1.234	11:16:35.589

Lap	Lap Tm	Diff	Time of Day
5	31.202	+0.921	11:17:06.791
6	31.739	+1.458	11:17:38.530
7	31.458	+1.177	11:18:09.988
8	34.214	+3.933	11:18:44.202

Lap	Lap Tm	Diff	Time of Day
(969) Carlos FERNANDES MACANAS			
1			11:15:02.199
2	32.257	+1.212	11:15:34.456
3	32.196	+1.151	11:16:06.652
4	31.045		11:16:37.697
5	31.152	+0.107	11:17:08.849
6	31.424	+0.379	11:17:40.273
7	31.981	+0.936	11:18:12.254
8	33.368	+2.323	11:18:45.622



Int. 36. ADAC Supercross Dortmund 2019

Class SX1

Tracklength: 300 m

Startgrid QUALI RACE A

Sunday 13th of January

Pos.	No.	Name	FNM	Nat./Hometown	Trademark	Entrant / Team
1	20	ARANDA, Gregory	FFM	FRA	Kawasaki	Sturm Racing Team
2	963	SHORT, John	AMA	USA	Yamaha	STC Racing
3	69	BOWERS, Tyler	AMA	USA	Kawasaki	monster-energy-kawasaki- elf-team-pfeil
4	871	IZOIRD, Fabien	FFM	FRA	Kawasaki	monster-energy-kawasaki- elf-team-pfeil
5	225	LE FRANCOIS, Charles	FFM	FRA	Suzuki	Team Twenty Suspension
6	86	BREECE, Ryan	AMA	USA	Yamaha	Meyer Racing Team
7	137	ESCOFFIER, Adrien	FFM	FRA	Honda	Meyer Racing Team
8	3	AUBIN, Nicolas	FFM	FRA	Suzuki	stielergruppe.mx Johannes-Bikes Suzuki
9	4	THURY, Dominique	DMSB	DEU	Husqvarna	Team DIGA-Procross
10	10	BAYLISS, Mathew	ACU	GBR	Honda	Becker Racing
11	952	MACLER, Ludovic	FFM	FRA	Honda	KMP-Honda-Racing-Team

Announcements: These results are provisional until the conclusion of any judicial and technical matters

Clerk of the course Roland Brüss:

Chief Referee Olaf Noack:

Timekeeping Meik Wagner

Posted at: h

Printed: 13.01.2019 11:20

Reg. Nr SX 01/19 / FIM EMN 297/21 IMN 297/18





Int. 36. ADAC Supercross Dortmund 2019

Class SX1

Tracklength: 300 m

Startgrid QUALI RACE B

Sunday 13th of January

Pos.	No.	Name	FNM	Nat./Hometown	Trademark	Entrant / Team
1	85	SOUBEYRAS, Cédric	FFM	FRA	Suzuki	TEAM CASTROL POWER 1 SUZUKI MOTO
2	737	TEILLET, Valentin	FFM	FRA	KTM	Sturm Racing Team
3	149	ULLRICH, Dennis	DMSB	DEU	KTM	2-Stroke Revolution Racing
4	412	GOUL-JENSEN, Frederick	DASU	DNK		STC Racing
5	76	WILLIAMSON, Jacob	AMA	USA	Suzuki	Team Twenty Suspension
6	134	NEUGEBAUER, Filip	DMSB	CZE	Kawasaki	monster-energy-kawasaki- elf-team-pfeil
7	71	MARTINEZ, Cole	AMA	USA	Suzuki	TEAM CASTROL POWER 1 SUZUKI MOTO
8	2	RICHER, Florent	FFM	FRA	Honda	Team Waldmann
9	12	ARCARONS, Nil	RFME	ESP	Suzuki	stielergruppe.mx Johannes-Bikes Suzuki
10	79	SCHMIDT, Nic	AMA	USA	Suzuki	TEAM CASTROL POWER 1 SUZUKI MOTO
11	707	KAPPEL, Robin	FFM	FRA	Kawasaki	VisuAlz Production by Racegas.de

Announcements: These results are provisional until the conclusion of any judicial and technical matters

Clerk of the course Roland Brüss:

Chief Referee Olaf Noack:

Timekeeping Meik Wagner

Posted at: h

Printed: 13.01.2019 11:21

Reg. Nr SX 01/19 / FIM EMN 297/21 IMN 297/18



Int. 36. ADAC Super-Cross Dortmund 2019

SX1

Dortmund 0,300 Km

QUALI RACE A

13.01.2019 14:15

Race (15 Laps) started at 14:18:08

Pos	No.	Name	Nat.	Bike	Entrant/Team	Laps	Total Tm	Diff	Best Tm	In Lap	Points
1	69	Tyler BOWERS	USA	Kawasaki	monster-energy-kawasaki- elf-team-pfeil	15	6:55.602		27.611	3	0
2	225	Charles LE FRANCOIS	FRA	Suzuki	Team Twenty Suspension	15	6:58.628	3.026	28.058	3	0
3	963	John SHORT	USA	Yamaha	STC Racing	15	6:59.333	3.731	27.783	7	0
4	86	Ryan BREECE	USA	Yamaha	Meyer Racing Team	15	6:59.336	3.734	27.626	4	0
5	871	Fabien IZOIRD	FRA	Kawasaki	monster-energy-kawasaki- elf-team-pfeil	15	7:00.882	5.280	27.893	14	0
6	137	Adrien ESCOFFIER	FRA	Honda	Meyer Racing Team	15	7:01.321	5.719	27.974	5	0
7	4	Dominique THURY	DEU	Husqvarna	Team DIGA-Procross	15	7:02.493	6.891	27.831	8	0
8	3	Nicolas AUBIN	FRA	Suzuki	stielergruppe.mx Johannes-Bikes Suzuki	15	7:07.239	11.637	28.157	9	0
9	10	Mathew BAYLISS	GBR	Honda	Becker Racing	15	7:10.551	14.949	28.198	11	0
10	20	Gregory ARANDA	FRA	Kawasaki	Sturm Racing Team	15	7:13.175	17.573	27.638	8	0
11	952	Ludovic MACLER	FRA	Honda	KMP-Honda-Racing-Team	14	6:56.485	1 Lap	29.293	9	0

Announcements

These results are provisional until the conclusion of any judicial and technical matters!

Margin of Victory	Ø km/h	Best Lap Tm	km/h	Best Lap by
3.026	38,980	27.611	39,115	69 - Tyler BOWERS


Official Timing camp-company.de / mwraceconsulting.com

Orbits

Timekeeping Meik Wagner:



Clerk of the course Roland Brüss:



Chief Referee Olaf Noack:



Reg. Nr SX 01/19 FIM IMN 297/21 EMN 21/227

Printed: 13.01.2019 14:25:50

posted at: h



Int. 36. ADAC Super-Cross Dortmund 2019
SX1
Dortmund 0,300 Km
QUALI RACE A
13.01.2019 14:15
Race (15 Laps) started at 14:18:08

Lap	Lap Tm	Diff	Time of Day
(69) Tyler BOWERS			
1			14:18:29.975
2	28.276	+0.665	14:18:58.251
3	27.611		14:19:25.862
4	27.904	+0.293	14:19:53.766
5	28.438	+0.827	14:20:22.204
6	27.861	+0.250	14:20:50.065
7	28.264	+0.653	14:21:18.329
8	28.218	+0.607	14:21:46.547
9	28.014	+0.403	14:22:14.561
10	27.703	+0.092	14:22:42.264
11	28.028	+0.417	14:23:10.292
12	28.134	+0.523	14:23:38.426
13	28.752	+1.141	14:24:07.178
14	28.207	+0.596	14:24:35.385
15	28.968	+1.357	14:25:04.353

Lap	Lap Tm	Diff	Time of Day
(225) Charles LE FRANCOIS			
1			14:18:28.917
2	28.099	+0.041	14:18:57.016
3	28.058		14:19:25.074
4	28.166	+0.108	14:19:53.240
5	28.142	+0.084	14:20:21.382
6	28.386	+0.328	14:20:49.768
7	29.364	+1.306	14:21:19.132
8	28.565	+0.507	14:21:47.697
9	28.088	+0.030	14:22:15.785
10	28.188	+0.130	14:22:43.973
11	28.394	+0.336	14:23:12.367
12	28.347	+0.289	14:23:40.714
13	28.421	+0.363	14:24:09.135
14	28.967	+0.909	14:24:38.102
15	29.277	+1.219	14:25:07.379

Lap	Lap Tm	Diff	Time of Day
(963) John SHORT			
1			14:18:31.303
2	28.398	+0.615	14:18:59.701
3	29.485	+1.702	14:19:29.186
4	28.441	+0.658	14:19:57.627
5	27.862	+0.079	14:20:25.489
6	28.523	+0.740	14:20:54.012
7	27.783		14:21:21.795
8	28.090	+0.307	14:21:49.885
9	28.001	+0.218	14:22:17.886
10	27.905	+0.122	14:22:45.791
11	28.004	+0.221	14:23:13.795
12	28.549	+0.766	14:23:42.344
13	28.266	+0.483	14:24:10.610
14	29.082	+1.299	14:24:39.692
15	28.392	+0.609	14:25:08.084

Lap	Lap Tm	Diff	Time of Day
(86) Ryan BREECE			
1			14:18:30.881
2	28.311	+0.685	14:18:59.192
3	28.351	+0.725	14:19:27.543
4	27.626		14:19:55.169
5	28.120	+0.494	14:20:23.289
6	28.156	+0.530	14:20:51.445
7	28.837	+1.211	14:21:20.282
8	28.142	+0.516	14:21:48.424
9	28.151	+0.525	14:22:16.575
10	28.721	+1.095	14:22:45.296
11	27.801	+0.175	14:23:13.097
12	28.564	+0.938	14:23:41.661
13	28.380	+0.754	14:24:10.041

Lap	Lap Tm	Diff	Time of Day
14	28.934	+1.308	14:24:38.975
15	29.112	+1.486	14:25:08.087
(871) Fabien ZOIROD			
1			14:18:29.547
2	28.907	+1.014	14:18:58.454
3	28.462	+0.569	14:19:26.916
4	29.087	+1.194	14:19:56.003
5	28.285	+0.392	14:20:24.288
6	28.205	+0.312	14:20:52.493
7	28.532	+0.639	14:21:21.025
8	29.145	+1.252	14:21:50.170
9	28.369	+0.476	14:22:18.539
10	28.224	+0.331	14:22:46.763
11	28.334	+0.441	14:23:15.097
12	29.580	+1.687	14:23:44.677
13	28.203	+0.310	14:24:12.880
14	27.893		14:24:40.773
15	28.860	+0.967	14:25:09.633

Lap	Lap Tm	Diff	Time of Day
(137) Adrien ESCOFFIER			
1			14:18:31.671
2	28.785	+0.811	14:19:00.456
3	28.480	+0.506	14:19:28.936
4	28.220	+0.246	14:19:57.156
5	27.974		14:20:25.130
6	28.166	+0.192	14:20:53.296
7	28.443	+0.469	14:21:21.739
8	29.176	+1.202	14:21:50.915
9	28.384	+0.410	14:22:19.299
10	28.458	+0.484	14:22:47.757
11	28.347	+0.373	14:23:16.104
12	28.801	+0.827	14:23:44.905
13	28.507	+0.533	14:24:13.412
14	28.314	+0.340	14:24:41.726
15	28.346	+0.372	14:25:10.072

Lap	Lap Tm	Diff	Time of Day
(4) Dominique THURY			
1			14:18:32.340
2	29.916	+2.085	14:19:02.256
3	29.595	+1.764	14:19:31.851
4	28.489	+0.658	14:20:00.340
5	28.714	+0.883	14:20:29.054
6	27.993	+0.162	14:20:57.047
7	27.920	+0.089	14:21:24.967
8	27.831		14:21:52.798
9	28.261	+0.430	14:22:21.059
10	28.056	+0.225	14:22:49.115
11	27.915	+0.084	14:23:17.030
12	28.848	+1.017	14:23:45.878
13	28.384	+0.553	14:24:14.262
14	28.396	+0.565	14:24:42.658
15	28.586	+0.755	14:25:11.244

Lap	Lap Tm	Diff	Time of Day
(3) Nicolas AUBIN			
1			14:18:31.231
2	30.669	+2.512	14:19:01.900
3	29.075	+0.918	14:19:30.975
4	28.787	+0.630	14:19:59.762
5	29.022	+0.865	14:20:28.784
6	29.786	+1.629	14:20:58.570
7	28.543	+0.386	14:21:27.113
8	28.625	+0.468	14:21:55.738
9	28.157		14:22:23.895
10	28.366	+0.209	14:22:52.261
11	28.404	+0.247	14:23:20.665

Lap	Lap Tm	Diff	Time of Day
12	28.296	+0.139	14:23:48.961
13	28.641	+0.484	14:24:17.602
14	28.961	+0.804	14:24:46.563
15	29.427	+1.270	14:25:15.990
(10) Mathew BAYLISS			
1			14:18:33.320
2	30.662	+2.464	14:19:03.982
3	29.193	+0.995	14:19:33.175
4	29.256	+1.058	14:20:02.431
5	29.671	+1.473	14:20:32.102
6	29.159	+0.961	14:21:01.261
7	28.389	+0.191	14:21:29.650
8	28.558	+0.360	14:21:58.208
9	28.578	+0.380	14:22:26.786
10	28.409	+0.211	14:22:55.195
11	28.198		14:23:23.393
12	28.248	+0.050	14:23:51.641
13	28.770	+0.572	14:24:20.411
14	29.409	+1.211	14:24:49.820
15	29.482	+1.284	14:25:19.302

Lap	Lap Tm	Diff	Time of Day
(20) Gregory ARANDA			
1			14:18:32.654
2	28.807	+1.169	14:19:01.461
3	38.709	+11.071	14:19:40.170
4	27.763	+0.125	14:20:07.933
5	28.282	+0.644	14:20:36.215
6	27.749	+0.111	14:21:03.964
7	28.755	+1.117	14:21:32.719
8	27.638		14:22:00.357
9	27.820	+0.182	14:22:28.177
10	27.670	+0.032	14:22:55.847
11	28.797	+1.159	14:23:24.644
12	28.087	+0.449	14:23:52.731
13	28.468	+0.830	14:24:21.199
14	28.971	+1.333	14:24:50.170
15	31.756	+4.118	14:25:21.926

Lap	Lap Tm	Diff	Time of Day
(952) Ludovic MACLER			
1			14:18:32.755
2	30.130	+0.837	14:19:02.885
3	29.715	+0.422	14:19:32.600
4	29.394	+0.101	14:20:01.994
5	30.739	+1.446	14:20:32.733
6	29.822	+0.529	14:21:02.555
7	29.803	+0.510	14:21:32.358
8	31.001	+1.708	14:22:03.359
9	29.293		14:22:32.652
10	29.721	+0.428	14:23:02.373
11	29.528	+0.235	14:23:31.901
12	29.738	+0.445	14:24:01.639
13	30.250	+0.957	14:24:31.889
14	33.347	+4.054	14:25:05.236

Int. 36. ADAC Super-Cross Dortmund 2019

SX1

Dortmund 0,300 Km

QUALI RACE B

13.01.2019 14:28

Race (15 Laps) started at 14:29:45

Pos	No.	Name	Nat.	Bike	Entrant/Team	Laps	Total Tm	Diff	Best Tm	In Lap	Points
1	71	Cole MARTINEZ	USA	Suzuki	TEAM CASTROL POWER 1 SUZUKI MOTO-BASE	15	7:06.271		28.236	7	0
2	737	Valentin TEILLET	FRA	KTM	Sturm Racing Team	15	7:06.816	0.545	28.003	6	0
3	149	Dennis ULLRICH	DEU	KTM	2-Stroke Revolution Racing	15	7:09.055	2.784	28.257	3	0
4	134	Filip NEUGEBAUER	CZE	Kawasaki	monster-energy-kawasaki- elf-team-pfeil	15	7:10.272	4.001	28.561	5	0
5	79	Nic SCHMIDT	USA	Suzuki	TEAM CASTROL POWER 1 SUZUKI MOTO-BASE	15	7:14.825	8.554	28.217	7	0
6	85	Cédric SOUBEYRAS	FRA	Suzuki	TEAM CASTROL POWER 1 SUZUKI MOTO-BASE	15	7:20.165	13.894	27.847	10	0
7	76	Jacob WILLIAMSON	USA	Suzuki	Team Twenty Suspension	15	7:27.184	20.913	27.955	6	0
8	707	Robin KAPPEL	FRA	Kawasaki	VisuAlz Production by Racegas.de	15	7:29.468	23.197	29.184	7	0
9	12	Nil ARCARONS	ESP	Suzuki	stielergruppe.mx Johannes-Bikes Suzuki	15	7:30.509	24.238	30.028	9	0
10	412	Frederick GOUL-JENSEI	DNK		STC Racing	15	7:33.079	26.808	29.242	4	0
11	2	Florent RICHIER	FRA	Honda	Team Waldmann	5	2:22.036	10 Laps	28.520	3	0

Announcements

These results are provisional until the conclusion of any judicial and technical matters!

Margin of Victory	Ø km/h	Best Lap Tm	km/h	Best Lap by
0.545	38,004	27.847	38,783	85 - Cédric SOUBEYRAS

Int. 36. ADAC Super-Cross Dortmund 2019

SX1

Dortmund 0,300 Km

QUALI RACE B

13.01.2019 14:28

Race (15 Laps) started at 14:29:45

Lap	Lap Tm	Diff	Time of Day
(71) Cole MARTINEZ			
1			14:30:08.380
2	29.630	+1.394	14:30:38.010
3	28.827	+0.591	14:31:06.837
4	28.659	+0.423	14:31:35.496
5	28.750	+0.514	14:32:04.246
6	28.450	+0.214	14:32:32.696
7	28.236		14:33:00.932
8	28.709	+0.473	14:33:29.641
9	28.687	+0.451	14:33:58.328
10	28.822	+0.586	14:34:27.150
11	29.098	+0.862	14:34:56.248
12	28.818	+0.582	14:35:25.066
13	28.724	+0.488	14:35:53.790
14	29.114	+0.878	14:36:22.904
15	28.628	+0.392	14:36:51.532

Lap	Lap Tm	Diff	Time of Day
(737) Valentin TEILLET			
1			14:30:07.683
2	29.041	+1.038	14:30:36.724
3	29.202	+1.199	14:31:05.926
4	28.422	+0.419	14:31:34.348
5	28.933	+0.930	14:32:03.281
6	28.003		14:32:31.284
7	28.962	+0.959	14:33:00.246
8	29.903	+1.900	14:33:30.149
9	28.540	+0.537	14:33:58.689
10	29.074	+1.071	14:34:27.763
11	29.177	+1.174	14:34:56.940
12	29.027	+1.024	14:35:25.967
13	28.569	+0.566	14:35:54.536
14	28.709	+0.706	14:36:23.245
15	28.832	+0.829	14:36:52.077

Lap	Lap Tm	Diff	Time of Day
(149) Dennis ULLRICH			
1			14:30:05.325
2	28.367	+0.110	14:30:33.692
3	28.257		14:31:01.949
4	28.696	+0.439	14:31:30.645
5	28.950	+0.693	14:31:59.595
6	29.196	+0.939	14:32:28.791
7	29.153	+0.896	14:32:57.944
8	28.968	+0.711	14:33:26.912
9	29.167	+0.910	14:33:56.079
10	28.982	+0.725	14:34:25.061
11	29.411	+1.154	14:34:54.472
12	29.186	+0.929	14:35:23.658
13	29.334	+1.077	14:35:52.992
14	31.229	+2.972	14:36:24.221
15	30.095	+1.838	14:36:54.316

Lap	Lap Tm	Diff	Time of Day
(134) Filip NEUGEBAUER			
1			14:30:06.220
2	28.574	+0.013	14:30:34.794
3	28.998	+0.437	14:31:03.792
4	29.178	+0.617	14:31:32.970
5	28.561		14:32:01.531
6	29.181	+0.620	14:32:30.712
7	28.713	+0.152	14:32:59.425
8	29.031	+0.470	14:33:28.456
9	28.774	+0.213	14:33:57.230
10	29.168	+0.607	14:34:26.398
11	28.934	+0.373	14:34:55.332
12	29.928	+1.367	14:35:25.260
13	30.020	+1.459	14:35:55.280

Lap	Lap Tm	Diff	Time of Day
14	29.757	+1.196	14:36:25.037
15	30.496	+1.935	14:36:55.533
(79) Nic SCHMIDT			
1			14:30:09.585
2	29.681	+1.464	14:30:39.266
3	28.748	+0.531	14:31:08.014
4	28.253	+0.036	14:31:36.267
5	29.714	+1.497	14:32:05.981
6	28.523	+0.306	14:32:34.504
7	28.217		14:33:02.721
8	29.322	+1.105	14:33:32.043
9	28.814	+0.597	14:34:00.857
10	28.863	+0.646	14:34:29.720
11	28.913	+0.696	14:34:58.633
12	29.419	+1.202	14:35:28.052
13	29.263	+1.046	14:35:57.315
14	29.321	+1.104	14:36:26.636
15	33.450	+5.233	14:37:00.086

Lap	Lap Tm	Diff	Time of Day
(85) Cédric SOUBEYRAS			
1			14:30:06.954
2	49.179	+21.332	14:30:56.133
3	28.054	+0.207	14:31:24.187
4	28.447	+0.600	14:31:52.634
5	28.281	+0.434	14:32:20.915
6	27.992	+0.145	14:32:48.907
7	28.190	+0.343	14:33:17.097
8	28.135	+0.288	14:33:45.232
9	27.998	+0.151	14:34:13.230
10	27.847		14:34:41.077
11	28.352	+0.505	14:35:09.429
12	28.878	+1.031	14:35:38.307
13	28.674	+0.827	14:36:06.981
14	29.074	+1.227	14:36:36.055
15	29.371	+1.524	14:37:05.426

Lap	Lap Tm	Diff	Time of Day
(76) Jacob WILLIAMSON			
1			14:30:08.729
2	29.590	+1.635	14:30:38.319
3	29.059	+1.104	14:31:07.378
4	28.542	+0.587	14:31:35.920
5	29.136	+1.181	14:32:05.056
6	27.955		14:32:33.011
7	28.625	+0.670	14:33:01.636
8	37.545	+9.590	14:33:39.181
9	29.504	+1.549	14:34:08.685
10	29.722	+1.767	14:34:38.407
11	30.211	+2.256	14:35:08.618
12	28.851	+0.896	14:35:37.469
13	32.441	+4.486	14:36:09.910
14	30.080	+2.125	14:36:39.990
15	32.455	+4.500	14:37:12.445

Lap	Lap Tm	Diff	Time of Day
(707) Robin KAPPEL			
1			14:30:07.865
2	31.010	+1.826	14:30:38.875
3	31.207	+2.023	14:31:10.082
4	30.393	+1.209	14:31:40.475
5	29.809	+0.625	14:32:10.284
6	30.272	+1.088	14:32:40.556
7	29.184		14:33:09.740
8	29.964	+0.780	14:33:39.704
9	30.070	+0.886	14:34:09.774
10	30.519	+1.335	14:34:40.293
11	31.615	+2.431	14:35:11.908

Lap	Lap Tm	Diff	Time of Day
12	30.025	+0.841	14:35:41.933
13	30.896	+1.712	14:36:12.829
14	30.609	+1.425	14:36:43.438
15	31.291	+2.107	14:37:14.729
(12) Nil ARCARONS			
1			14:30:10.177
2	30.394	+0.366	14:30:40.571
3	30.183	+0.155	14:31:10.754
4	30.481	+0.453	14:31:41.235
5	30.154	+0.126	14:32:11.389
6	30.185	+0.157	14:32:41.574
7	30.126	+0.098	14:33:11.700
8	30.420	+0.392	14:33:42.120
9	30.028		14:34:12.148
10	30.794	+0.766	14:34:42.942
11	30.406	+0.378	14:35:13.348
12	30.247	+0.219	14:35:43.595
13	30.308	+0.280	14:36:13.903
14	30.886	+0.858	14:36:44.789
15	30.981	+0.953	14:37:15.770

Lap	Lap Tm	Diff	Time of Day
(412) Frederick GOUL-JENSEN			
1			14:30:17.869
2	29.672	+0.430	14:30:47.541
3	29.724	+0.482	14:31:17.265
4	29.242		14:31:46.507
5	29.308	+0.066	14:32:15.815
6	30.055	+0.813	14:32:45.870
7	30.210	+0.968	14:33:16.080
8	30.826	+1.584	14:33:46.906
9	29.404	+0.162	14:34:16.310
10	30.209	+0.967	14:34:46.519
11	29.822	+0.580	14:35:16.341
12	29.663	+0.421	14:35:46.004
13	30.158	+0.916	14:36:16.162
14	30.837	+1.595	14:36:46.999
15	31.341	+2.099	14:37:18.340

Lap	Lap Tm	Diff	Time of Day
(2) Florent RICHIER			
1			14:30:07.318
2	29.177	+0.657	14:30:36.495
3	28.520		14:31:05.015
4	28.878	+0.358	14:31:33.893
5	33.404	+4.884	14:32:07.297



Int. 36. ADAC Supercross Dortmund 2019

Class SX1

Tracklength: 300 m

Startgrid Hoffnungslauf G

Sunday 13th of January

Pos.	No.	Name	FNM	Nat./Hometown	Trademark	Entrant / Team
1	137	ESCOFFIER, Adrien	FFM	FRA	Honda	Meyer Racing Team
2	85	SOUBEYRAS, Cédric	FFM	FRA	Suzuki	TEAM CASTROL POWER 1 SUZUKI MOTO
3	4	THURY, Dominique	DMSB	DEU	Husqvarna	Team DIGA-Procross
4	76	WILLIAMSON, Jacob	AMA	USA	Suzuki	Team Twenty Suspension
5	3	AUBIN, Nicolas	FFM	FRA	Suzuki	stielergruppe.mx Johannes-Bikes Suzuki
6	707	KAPPEL, Robin	FFM	FRA	Kawasaki	VisuAlz Production by Racegas.de
7	10	BAYLISS, Mathew	ACU	GBR	Honda	Becker Racing
8	12	ARCARONS, Nil	RFME	ESP	Suzuki	stielergruppe.mx Johannes-Bikes Suzuki
9	20	ARANDA, Gregory	FFM	FRA	Kawasaki	Sturm Racing Team
10	412	GOUL-JENSEN, Frederick	DASU	DNK		STC Racing
11	952	MACLER, Ludovic	FFM	FRA	Honda	KMP-Honda-Racing-Team
12	2	RICHIER, Florent	FFM	FRA	Honda	Team Waldmann

Announcements: These results are provisional until the conclusion of any judicial and technical matters

Clerk of the course Roland Brüss:

Chief Referee Olaf Noack:

Timekeeping Meik Wagner

Posted at: h

Printed: 13.01.2019 14:39

Reg. Nr SX 01/19 / FIM EMN 297/21 IMN 297/18





Int. 36. ADAC Supercross Dortmund 2019

Class SX1

Tracklength: 300 m

Result Bar 2 Bar race

Sunday 13th of January

Race 1

225	Charles LE FRANCOIS / FRA Team Twenty Suspension - Suzuki
149	Dennis ULLRICH / DEU 2-Stroke Revolution Racing - KTM

Race 3

69	Tyler BOWERS / USA monster-energy-kawasaki- elf-team-pfeil -
-----------	--

Race 5

Race 4

71	Cole MARTINEZ / USA TEAM CASTROL POWER 1 SUZUKI MOTOC
-----------	---


Race 2

737	Valentin TEILLET / FRA Sturm Racing Team - KTM
963	John SHORT / USA STC Racing - Yamaha

Announcements: These results are provisional until the conclusion of any judicial and technical matters

Clerk of the course Roland Brüss: 

Chief Referee Olaf Noack: 

Timekeeping Meik Wagner: 

Posted at: h

Printed: 13.01.2019 14:39

Reg. Nr SX 01/19 / FIM EMN 297/21 IMN 297/18



Int. 36. ADAC Super-Cross Dortmund 2019

SX1

Dortmund 0,300 Km

LAST CHANCE G

13.01.2019 16:03

Race (8 Laps) started at 16:11:31

Pos	No.	Name	Nat.	Bike	Entrant/Team	Laps	Total Tm	Diff	Best Tm	In Lap	Points
1	85	Cédric SOUBEYRAS	FRA	Suzuki	TEAM CASTROL POWER 1 SUZUKI MOTO-BASE	8	3:40.379		27.644	3	0
2	20	Gregory ARANDA	FRA	Kawasaki	Sturm Racing Team	8	3:41.440	1.061	27.466	3	0
3	10	Mathew BAYLISS	GBR	Honda	Becker Racing	8	3:51.002	10.623	29.043	7	0
4	3	Nicolas AUBIN	FRA	Suzuki	stielergruppe.mx Johannes-Bikes Suzuki	8	3:51.451	11.072	28.795	6	0
5	4	Dominique THURY	DEU	Husqvarna	Team DIGA-Procross	8	3:58.164	17.785	28.121	2	0
6	12	Nil ARCARONS	ESP	Suzuki	stielergruppe.mx Johannes-Bikes Suzuki	8	4:00.471	20.092	30.480	6	0
7	412	Frederick GOUL-JENSEI	DNK		STC Racing	8	4:02.413	22.034	29.356	6	0
8	952	Ludovic MACLER	FRA	Honda	KMP-Honda-Racing-Team	8	4:05.031	24.652	29.581	5	0
9	137	Adrien ESCOFFIER	FRA	Honda	Meyer Racing Team	7	3:55.710	1 Lap	28.691	2	0
10	707	Robin KAPPEL	FRA	Kawasaki	VisuAlz Production by Racegas.de	7	4:04.188	1 Lap	31.300	2	0
11	76	Jacob WILLIAMSON	USA	Suzuki	Team Twenty Suspension	6	3:35.515	2 Laps	27.824	2	0
12	2	Florent RICHIER	FRA	Honda	Team Waldmann	6	3:36.572	2 Laps	32.487	2	0

Announcements

These results are provisional until the conclusion of any judicial and technical matters!

Margin of Victory	Ø km/h	Best Lap Tm	km/h	Best Lap by
1.061	39,205	27.466	39,321	20 - Gregory ARANDA

Int. 36. ADAC Super-Cross Dortmund 2019
SX1
Dortmund 0,300 Km
LAST CHANCE G
13.01.2019 16:03
Race (8 Laps) started at 16:11:31

Lap	Lap Tm	Diff	Time of Day
(85) Cédric SOUBEYRAS			
1			16:11:52.193
2	27.952	+0.308	16:12:20.145
3	27.644		16:12:47.789
4	28.052	+0.408	16:13:15.841
5	29.070	+1.426	16:13:44.911
6	29.114	+1.470	16:14:14.025
7	29.070	+1.426	16:14:43.095
8	29.118	+1.474	16:15:12.213

Lap	Lap Tm	Diff	Time of Day
(20) Gregory ARANDA			
1			16:11:54.144
2	28.398	+0.932	16:12:22.542
3	27.466		16:12:50.008
4	27.892	+0.426	16:13:17.900
5	30.100	+2.634	16:13:48.000
6	28.206	+0.740	16:14:16.206
7	28.087	+0.621	16:14:44.293
8	28.981	+1.515	16:15:13.274

Lap	Lap Tm	Diff	Time of Day
(10) Mathew BAYLISS			
1			16:11:54.312
2	29.756	+0.713	16:12:24.068
3	30.381	+1.338	16:12:54.449
4	29.383	+0.340	16:13:23.832
5	31.075	+2.032	16:13:54.907
6	29.462	+0.419	16:14:24.369
7	29.043		16:14:53.412
8	29.424	+0.381	16:15:22.836

Lap	Lap Tm	Diff	Time of Day
(3) Nicolas AUBIN			
1			16:11:55.932
2	29.629	+0.834	16:12:25.561
3	29.425	+0.630	16:12:54.986
4	29.528	+0.733	16:13:24.514
5	31.727	+2.932	16:13:56.241
6	28.795		16:14:25.036
7	28.799	+0.004	16:14:53.835
8	29.450	+0.655	16:15:23.285

Lap	Lap Tm	Diff	Time of Day
(4) Dominique THURY			
1			16:11:52.574
2	28.121		16:12:20.695
3	28.273	+0.152	16:12:48.968
4	28.485	+0.364	16:13:17.453
5	41.658	+13.537	16:13:59.111
6	30.306	+2.185	16:14:29.417
7	29.888	+1.767	16:14:59.305
8	30.693	+2.572	16:15:29.998

Lap	Lap Tm	Diff	Time of Day
(12) Nii ARCARONS			
1			16:11:55.225
2	31.716	+1.236	16:12:26.941
3	31.802	+1.322	16:12:58.743
4	30.520	+0.040	16:13:29.263
5	31.149	+0.669	16:14:00.412
6	30.480		16:14:30.892
7	30.552	+0.072	16:15:01.444
8	30.861	+0.381	16:15:32.305

Lap	Lap Tm	Diff	Time of Day
(412) Frederick GOUL-JENSEN			
1			16:12:01.353
2	29.789	+0.433	16:12:31.142
3	30.275	+0.919	16:13:01.417
4	29.437	+0.081	16:13:30.854

Lap	Lap Tm	Diff	Time of Day
5	32.111	+2.755	16:14:02.965
6	29.356		16:14:32.321
7	30.009	+0.653	16:15:02.330
8	31.917	+2.561	16:15:34.247

Lap	Lap Tm	Diff	Time of Day
(952) Ludovic MACLER			
1			16:11:58.747
2	34.011	+4.430	16:12:32.758
3	31.497	+1.916	16:13:04.255
4	31.780	+2.199	16:13:36.035
5	29.581		16:14:05.616
6	29.585	+0.004	16:14:35.201
7	29.944	+0.363	16:15:05.145
8	31.720	+2.139	16:15:36.865

Lap	Lap Tm	Diff	Time of Day
(137) Adrien ESCOFFIER			
1			16:11:53.572
2	28.691		16:12:22.263
3	1:00.952	+32.261	16:13:23.215
4	35.425	+6.734	16:13:58.640
5	29.456	+0.765	16:14:28.096
6	29.398	+0.707	16:14:57.494
7	30.050	+1.359	16:15:27.544

Lap	Lap Tm	Diff	Time of Day
(707) Robin KAPPEL			
1			16:12:10.966
2	31.300		16:12:42.266
3	33.042	+1.742	16:13:15.308
4	40.631	+9.331	16:13:55.939
5	31.627	+0.327	16:14:27.566
6	36.046	+4.746	16:15:03.612
7	32.410	+1.110	16:15:36.022

Lap	Lap Tm	Diff	Time of Day
(76) Jacob WILLIAMSON			
1			16:11:53.552
2	27.824		16:12:21.376
3	27.963	+0.139	16:12:49.339
4	1:03.728	+35.904	16:13:53.067
5	28.513	+0.689	16:14:21.580
6	45.769	+17.945	16:15:07.349

Lap	Lap Tm	Diff	Time of Day
(2) Florent RICHIER			
1			16:12:03.859
2	32.487		16:12:36.346
3	33.194	+0.707	16:13:09.540
4	32.588	+0.101	16:13:42.128
5	40.495	+8.008	16:14:22.623
6	45.783	+13.296	16:15:08.406



Int. 36. ADAC Supercross Dortmund 2019

Class SX1

Tracklength: 300 m

Startgrid Final

Sunday 13th of January

Pos.	No.	Name	FNM	Nat./Hometown	Trademark	Entrant / Team
1	69	BOWERS, Tyler	AMA	USA	Kawasaki	monster-energy-kawasaki- elf-team-pfeil
2	71	MARTINEZ, Cole	AMA	USA	Suzuki	TEAM CASTROL POWER 1 SUZUKI MOTO
3	225	LE FRANCOIS, Charles	FFM	FRA	Suzuki	Team Twenty Suspension
4	737	TEILLET, Valentin	FFM	FRA	KTM	Sturm Racing Team
5	963	SHORT, John	AMA	USA	Yamaha	STC Racing
6	149	ULLRICH, Dennis	DMSB	DEU	KTM	2-Stroke Revolution Racing
7	86	BREECE, Ryan	AMA	USA	Yamaha	Meyer Racing Team
8	134	NEUGEBAUER, Filip	DMSB	CZE	Kawasaki	monster-energy-kawasaki- elf-team-pfeil
9	871	IZOIRD, Fabien	FFM	FRA	Kawasaki	monster-energy-kawasaki- elf-team-pfeil
10	79	SCHMIDT, Nic	AMA	USA	Suzuki	TEAM CASTROL POWER 1 SUZUKI MOTO
11	85	SOUBEYRAS, Cédric	FFM	FRA	Suzuki	TEAM CASTROL POWER 1 SUZUKI MOTO
12	20	ARANDA, Gregory	FFM	FRA	Kawasaki	Sturm Racing Team

Announcements: These results are provisional until the conclusion of any judicial and technical matters

Clerk of the course Roland Brüss:

Chief Referee Olaf Noack:

Timekeeping Meik Wagner

Posted at: h

Printed: 13.01.2019 16:17

Reg. Nr SX 01/19 / FIM EMN 297/21 IMN 297/18





Int. 36. ADAC Supercross Dortmund 2019

Class SX1

Tracklength: 300 m

Result Bar 2 Bar race

Sunday 13th of January

Race 1

225	Charles LE FRANCOIS / FRA	WIN
Team Twenty Suspension - Suzuki		
149	Dennis ULLRICH / DEU	
2-Stroke Revolution Racing - KTM		

Race 3

225	Charles LE FRANCOIS / FRA	WIN
Team Twenty Suspension - Suzuki		
69	Tyler BOWERS / USA	
monster-energy-kawasaki-elf-team-pfeil -		

Race 5

225	Charles LE FRANCOIS / FRA	
Team Twenty Suspension - Suzuki		
737	Valentin TEILLET / FRA	WIN
Sturm Racing Team - KTM		

Race 4


737	Valentin TEILLET / FRA	WIN
Sturm Racing Team - KTM		
71	Cole MARTINEZ / USA	
TEAM CASTROL POWER 1 SUZUKI MOTOC		

Race 2

737	Valentin TEILLET / FRA	WIN
Sturm Racing Team - KTM		
963	John SHORT / USA	
STC Racing - Yamaha		

Announcements: These results are provisional until the conclusion of any judicial and technical matters

Clerk of the course Roland Brüss: 

Chief Referee Olaf Noack: 

Timekeeping Meik Wagner 

Posted at: h

Printed: 13.01.2019 16:52

Reg. Nr SX 01/19 / FIM EMN 297/21 IMN 297/18



Int. 36. ADAC Super-Cross Dortmund 2019

SX1

Dortmund 0,300 Km

FINAL

13.01.2019 17:03

Race (20 Laps) started at 17:26:35

Pos	No.	Name	Nat.	Bike	Entrant/Team	Laps	Total Tm	Diff	Best Tm	In Lap	Points
1	69	Tyler BOWERS	USA	Kawasaki	monster-energy-kawasaki- elf-team-pfeil	20	9:29.258		28.173	7	25
2	963	John SHORT	USA	Yamaha	STC Racing	20	9:32.561	3.303	27.986	11	22
3	737	Valentin TEILLET	FRA	KTM	Sturm Racing Team	20	9:38.897	9.639	28.221	4	20
4	20	Gregory ARANDA	FRA	Kawasaki	Sturm Racing Team	20	9:40.699	11.441	28.054	8	18
5	85	Cédric SOUBEYRAS	FRA	Suzuki	TEAM CASTROL POWER 1 SUZUKI MOTO-BASE	20	9:43.528	14.270	28.334	12	16
6	225	Charles LE FRANCOIS	FRA	Suzuki	Team Twenty Suspension	20	9:44.318	15.060	28.448	2	15
7	86	Ryan BREECE	USA	Yamaha	Meyer Racing Team	20	9:44.799	15.541	27.867	7	14
8	871	Fabien IZOIRD	FRA	Kawasaki	monster-energy-kawasaki- elf-team-pfeil	20	9:46.711	17.453	28.366	5	13
9	149	Dennis ULLRICH	DEU	KTM	2-Stroke Revolution Racing	20	9:56.807	27.549	29.005	4	12
10	71	Cole MARTINEZ	USA	Suzuki	TEAM CASTROL POWER 1 SUZUKI MOTO-BASE	20	10:10.697	41.439	27.925	3	11
11	134	Filip NEUGEBAUER	CZE	Kawasaki	monster-energy-kawasaki- elf-team-pfeil	19	9:30.373	1 Lap	29.433	10	10
12	79	Nic SCHMIDT	USA	Suzuki	TEAM CASTROL POWER 1 SUZUKI MOTO-BASE	19	9:54.196	1 Lap	28.612	4	9

Announcements

These results are provisional until the conclusion of any judicial and technical matters!

Margin of Victory	Ø km/h	Best Lap Tm	km/h	Best Lap by
3.303	37,944	27.867	38,756	86 - Ryan BREECE

Official Timing camp-company.de / mwraceconsulting.com

Orbits

Timekeeping Meik Wagner:

Clerk of the course Roland Brüss:

Chief Referee Olaf Noack:

Reg. Nr SX 01/19 FIM IMN 297/21 EMN 21/227

Printed: 13.01.2019 17:37:30

posted at: h

Int. 36. ADAC Super-Cross Dortmund 2019
SX1
Dortmund 0,300 Km
FINAL
13.01.2019 17:03
Race (20 Laps) started at 17:26:35

Lap	Lap Tm	Diff	Time of Day
(69) Tyler BOWERS			
1			17:26:57.058
2	28.795	+0.622	17:27:25.853
3	28.312	+0.139	17:27:54.165
4	28.721	+0.548	17:28:22.886
5	28.634	+0.461	17:28:51.520
6	28.392	+0.219	17:29:19.912
7	28.173		17:29:48.085
8	28.637	+0.464	17:30:16.722
9	28.302	+0.129	17:30:45.024
10	28.595	+0.422	17:31:13.619
11	28.740	+0.567	17:31:42.359
12	29.320	+1.147	17:32:11.679
13	28.690	+0.517	17:32:40.369
14	30.049	+1.876	17:33:10.418
15	28.515	+0.342	17:33:38.933
16	29.391	+1.218	17:34:08.324
17	28.971	+0.798	17:34:37.295
18	28.896	+0.723	17:35:06.191
19	28.820	+0.647	17:35:35.011
20	29.534	+1.361	17:36:04.545

Lap	Lap Tm	Diff	Time of Day
(963) John SHORT			
1			17:26:57.776
2	29.206	+1.220	17:27:26.982
3	28.734	+0.748	17:27:55.716
4	28.469	+0.483	17:28:24.185
5	28.731	+0.745	17:28:52.916
6	28.721	+0.735	17:29:21.637
7	28.695	+0.709	17:29:50.332
8	28.733	+0.747	17:30:19.065
9	28.495	+0.509	17:30:47.560
10	28.637	+0.651	17:31:16.197
11	27.986		17:31:44.183
12	28.309	+0.323	17:32:12.492
13	28.723	+0.737	17:32:41.215
14	29.867	+1.881	17:33:11.082
15	29.334	+1.348	17:33:40.416
16	29.336	+1.350	17:34:09.752
17	29.129	+1.143	17:34:38.881
18	29.963	+1.977	17:35:08.844
19	29.353	+1.367	17:35:38.197
20	29.651	+1.665	17:36:07.848

Lap	Lap Tm	Diff	Time of Day
(737) Valentin TEILLET			
1			17:26:58.678
2	30.038	+1.817	17:27:28.716
3	28.707	+0.486	17:27:57.423
4	28.221		17:28:25.644
5	28.251	+0.030	17:28:53.895
6	28.610	+0.389	17:29:22.505
7	29.137	+0.916	17:29:51.642
8	29.178	+0.957	17:30:20.820
9	28.959	+0.738	17:30:49.779
10	28.769	+0.548	17:31:18.548
11	28.982	+0.761	17:31:47.530
12	29.693	+1.472	17:32:17.223
13	28.471	+0.250	17:32:45.694
14	29.808	+1.587	17:33:15.502
15	29.097	+0.876	17:33:44.599
16	29.463	+1.242	17:34:14.062
17	29.943	+1.722	17:34:44.005
18	29.883	+1.662	17:35:13.888
19	30.152	+1.931	17:35:44.040
20	30.144	+1.923	17:36:14.184

Lap	Lap Tm	Diff	Time of Day
(20) Gregory ARANDA			
1			17:26:59.355
2	31.769	+3.715	17:27:31.124
3	29.276	+1.222	17:28:00.400
4	29.098	+1.044	17:28:29.498
5	28.912	+0.858	17:28:58.410
6	28.824	+0.770	17:29:27.234
7	34.497	+6.443	17:30:01.731
8	28.054		17:30:29.785
9	28.522	+0.468	17:30:58.307
10	28.597	+0.543	17:31:26.904
11	28.128	+0.074	17:31:55.032
12	28.267	+0.213	17:32:23.299
13	28.877	+0.823	17:32:52.176
14	28.970	+0.916	17:33:21.146
15	28.772	+0.718	17:33:49.918
16	28.233	+0.179	17:34:18.151
17	28.610	+0.556	17:34:46.761
18	29.616	+1.562	17:35:16.377
19	30.119	+2.065	17:35:46.496
20	29.490	+1.436	17:36:15.986

Lap	Lap Tm	Diff	Time of Day
(85) Cédric SOUBEYRAS			
1			17:26:57.330
2	29.097	+0.763	17:27:26.427
3	28.923	+0.589	17:27:55.350
4	28.449	+0.115	17:28:23.799
5	28.766	+0.432	17:28:52.565
6	28.667	+0.333	17:29:21.232
7	29.565	+1.231	17:29:50.797
8	29.032	+0.698	17:30:19.829
9	28.782	+0.448	17:30:48.611
10	28.375	+0.041	17:31:16.986
11	28.625	+0.291	17:31:45.611
12	28.334		17:32:13.945
13	28.696	+0.362	17:32:42.641
14	29.378	+1.044	17:33:12.019
15	28.834	+0.500	17:33:40.853
16	29.468	+1.134	17:34:10.321
17	28.912	+0.578	17:34:39.233
18	29.126	+0.792	17:35:08.359
19	39.505	+11.171	17:35:47.864
20	30.951	+2.617	17:36:18.815

Lap	Lap Tm	Diff	Time of Day
(225) Charles LE FRANCOIS			
1			17:26:55.501
2	28.448		17:27:23.949
3	28.657	+0.209	17:27:52.606
4	29.656	+1.208	17:28:22.262
5	29.590	+1.142	17:28:51.852
6	28.966	+0.518	17:29:20.818
7	28.840	+0.392	17:29:49.658
8	28.635	+0.187	17:30:18.293
9	28.638	+0.190	17:30:46.931
10	29.727	+1.279	17:31:16.658
11	30.337	+1.889	17:31:46.995
12	30.704	+2.256	17:32:17.699
13	30.669	+2.221	17:32:48.368
14	30.195	+1.747	17:33:18.563
15	29.301	+0.853	17:33:47.864
16	29.320	+0.872	17:34:17.184
17	30.925	+2.477	17:34:48.109
18	29.901	+1.453	17:35:18.010
19	29.581	+1.133	17:35:47.591
20	32.014	+3.566	17:36:19.605

Lap	Lap Tm	Diff	Time of Day
(871) Fabien IZOIRD			
1			17:26:59.039
2	30.897	+2.531	17:27:29.936
3	29.478	+1.112	17:27:59.414
4	29.400	+1.034	17:28:28.814
5	28.366		17:28:57.180
6	29.578	+1.212	17:29:26.758
7	29.722	+1.356	17:29:56.480
8	29.092	+0.726	17:30:25.572
9	29.104	+0.738	17:30:54.676
10	28.840	+0.474	17:31:23.516
11	28.940	+0.574	17:31:52.456
12	28.760	+0.394	17:32:21.216
13	29.180	+0.814	17:32:50.396
14	29.463	+1.097	17:33:19.859
15	29.377	+1.011	17:33:49.236
16	29.957	+1.591	17:34:19.193
17	30.238	+1.872	17:34:49.431
18	30.153	+1.787	17:35:19.584
19	29.876	+1.510	17:35:49.460
20	32.538	+4.172	17:36:21.998

Lap	Lap Tm	Diff	Time of Day
(149) Dennis ULLRICH			
1			17:27:00.570
2	31.268	+2.263	17:27:31.838
3	29.410	+0.405	17:28:01.248
4	29.005		17:28:30.253
5	29.649	+0.644	17:28:59.902
6	29.043	+0.038	17:29:28.945
7	29.602	+0.597	17:29:58.547
8	29.621	+0.616	17:30:28.168
9	29.863	+0.858	17:30:58.031
10	31.170	+2.165	17:31:29.201
11	29.576	+0.571	17:31:58.777
12	30.429	+1.424	17:32:29.206
13	29.871	+0.866	17:32:59.077
14	29.851	+0.846	17:33:28.928
15	29.723	+0.718	17:33:58.651
16	30.519	+1.514	17:34:29.170
17	30.149	+1.144	17:34:59.319
18	30.278	+1.273	17:35:29.597
19	30.454	+1.449	17:36:00.051
20	32.043	+3.038	17:36:32.094

Int. 36. ADAC Super-Cross Dortmund 2019

SX1

Dortmund 0,300 Km

FINAL

13.01.2019 17:03

Race (20 Laps) started at 17:26:35

Lap	Lap Tm	Diff	Time of Day	Lap	Lap Tm	Diff	Time of Day	Lap	Lap Tm	Diff	Time of Day
(71) Cole MARTINEZ											
1			17:26:56.319								
2	28.531	+0.606	17:27:24.850								
3	27.925		17:27:52.775								
4	28.741	+0.816	17:28:21.516								
5	28.346	+0.421	17:28:49.862								
6	28.477	+0.552	17:29:18.339								
7	28.941	+1.016	17:29:47.280								
8	28.764	+0.839	17:30:16.044								
9	28.421	+0.496	17:30:44.465								
10	28.501	+0.576	17:31:12.966								
11	28.953	+1.028	17:31:41.919								
12	29.231	+1.306	17:32:11.150								
13	28.965	+1.040	17:32:40.115								
14	29.361	+1.436	17:33:09.476								
15	29.363	+1.438	17:33:38.839								
16	29.094	+1.169	17:34:07.933								
17	29.071	+1.146	17:34:37.004								
18	36.602	+8.677	17:35:13.606								
19	42.008	+14.083	17:35:55.614								
20	50.370	+22.445	17:36:45.984								
(134) Filip NEUGEBAUER											
1			17:27:00.160								
2	30.356	+0.923	17:27:30.516								
3	31.139	+1.706	17:28:01.655								
4	29.633	+0.200	17:28:31.288								
5	29.573	+0.140	17:29:00.861								
6	29.940	+0.507	17:29:30.801								
7	29.836	+0.403	17:30:00.637								
8	30.067	+0.634	17:30:30.704								
9	29.941	+0.508	17:31:00.645								
10	29.433		17:31:30.078								
11	30.230	+0.797	17:32:00.308								
12	31.747	+2.314	17:32:32.055								
13	29.736	+0.303	17:33:01.791								
14	29.647	+0.214	17:33:31.438								
15	30.291	+0.858	17:34:01.729								
16	30.134	+0.701	17:34:31.863								
17	30.215	+0.782	17:35:02.078								
18	30.207	+0.774	17:35:32.285								
19	33.375	+3.942	17:36:05.660								
(79) Nic SCHMIDT											
1			17:26:58.404								
2	29.675	+1.063	17:27:28.079								
3	30.216	+1.604	17:27:58.295								
4	28.612		17:28:26.907								
5	29.121	+0.509	17:28:56.028								
6	29.683	+1.071	17:29:25.711								
7	39.656	+11.044	17:30:05.367								
8	29.554	+0.942	17:30:34.921								
9	29.804	+1.192	17:31:04.725								
10	29.456	+0.844	17:31:34.181								
11	30.387	+1.775	17:32:04.568								
12	30.656	+2.044	17:32:35.224								
13	46.750	+18.138	17:33:21.974								
14	29.660	+1.048	17:33:51.634								
15	31.558	+2.946	17:34:23.192								
16	30.764	+2.152	17:34:53.956								
17	31.527	+2.915	17:35:25.483								
18	30.921	+2.309	17:35:56.404								
19	33.079	+4.467	17:36:29.483								



ADAC SUPERCROSS
WESTFALENHALLEN DORTMUND
11. BIS 13. JANUAR 2019



ADAC Westfalen e.V.

Official Timing www.camp-company.de

Int. 36. ADAC Supercross Dortmund 2019

Class SX1

Tracklength: 300 m

Eventresultat König von Dortmund


11-13 of January 2019

Pos.	No.	Name	Nat.	Bike	Entrant / Team	Friday R1		Saturday R2		Sunday R3		total Points
						Pts.	Pos.	Pts.	Pos.	Pts.	Pos.	
1	69	BOWERS, Tyler	USA	Kawasaki	monster-energy-kawasaki- elf-team-pfei	25	1	22	2	25	1	72
2	737	TEILLET, Valentin	FRA	KTM	Sturm Racing Team	22	2	20	3	20	3	62
3	85	SOUBEYRAS, Cédric	FRA	Suzuki	TEAM CASTROL POWER 1 SUZUKI M	15	6	18	4	16	5	49
4	225	LE FRANCOIS, Charles	FRA	Suzuki	Team Twenty Suspension	16	5	16	5	15	6	47
5	20	ARANDA, Gregory	FRA	Kawasaki	Sturm Racing Team	0	x	25	1	18	4	43
6	79	SCHMIDT, Nic	USA	Suzuki	TEAM CASTROL POWER 1 SUZUKI M	14	7	11	10	9	12	34
7	4	THURY, Dominique	DEU	Husqvarna	Team DIGA-Procross	18	4	15	6	0	x	33
8	71	MARTINEZ, Cole	USA	Suzuki	TEAM CASTROL POWER 1 SUZUKI M	20	3	0	x	11	10	31
9	871	IZOIRD, Fabien	FRA	Kawasaki	monster-energy-kawasaki- elf-team-pfei	0	x	14	7	13	8	27
10	134	NEUGEBAUER, Filip	CZE	Kawasaki	monster-energy-kawasaki- elf-team-pfei	13	8	0	x	10	11	23
11	149	ULLRICH, Dennis	DEU	KTM	2-Stroke Revolution Racing	11	10	0	x	12	9	23
12	963	SHORT, John	USA	Yamaha	STC Racing	0	x	0	x	22	2	22
13	2	RICHER, Florent	FRA	Honda	Team Waldmann	12	9	9	12	0	x	21
14	86	BREECE, Ryan	USA	Yamaha	Meyer Racing Team	0	x	0	x	14	7	14
15	137	ESCOFFIER, Adrien	FRA	Honda	Meyer Racing Team	0	x	13	8	0	x	13
16	10	BAYLISS, Mathew	GBR	Honda	Becker Racing	0	x	12	9	0	x	12
17	76	WILLIAMSON, Jacob	USA	Suzuki	Team Twenty Suspension	0	x	10	11	0	x	10
18	511	CLARKE, Steven	GBR	Honda	Sturm Racing Team	10	11	0	x	0	x	10
19	70	ALIX, Dakota	USA	KTM	KTM Sarholz Racing Team	9	12	0	x	0	x	9

Announcements: These results are provisional until the conclusion of any judicial and technical matters

Clerk of the course Roland Brüss: 

Chief Referee Olaf Noack: 

Timekeeping Meik Wagner: 

Posted at: h

Printed: 13.01.2019 17:39

Reg. Nr SX 01/19 / FIM EMN 297/21 IMN 297/18

